

**FILED**  
OCT 18 2018  
State Auditor & Inspector

COUNTY  
2018-2019  
ESTIMATE OF NEEDS  
AND FINANCIAL STATEMENT OF THE  
FISCAL YEAR 2017-2018

BOARD OF COUNTY COMMISSIONERS OF  
THE COUNTY OF COMANCHE  
STATE OF OKLAHOMA

Two copies of this Financial Statement and Estimate of Needs should be filed with the County Clerk not later than August 17 for all Counties. After approval by the Excise Board and the levies are made, both statements should be signed by the appropriate Board Members. One complete signed copy must be sent to the State Auditor and Inspector, 2300 N. Lincoln Blvd., State Capitol, Room 100, Oklahoma City, OK 73105. If publication may not be had by date required for filing, affidavit and proof of publication are required to be attached within five days after date of filing.

THE 2018-2019 ESTIMATE OF NEEDS AND FINANCIAL  
STATEMENT OF THE FISCAL YEAR 2017-2018

PREPARED BY Angel, Johnston & Blasingame, P.C.  
SUBMITTED TO THE COMANCHE COUNTY  
EXCISE BOARD THIS 19 DAY OF September 2018

BOARD OF COUNTY COMMISSIONERS

Chairman [Signature] County Clerk [Signature]  
Commissioner [Signature] Commissioner [Signature]  
(Budget Board)  
Treasurer [Signature] Assessor [Signature]  
Court Clerk [Signature]

**RECEIVED**

OCT 18 2018

State Auditor  
and Inspector

COMANCHE COUNTY  
2018-2019  
ESTIMATE OF NEEDS  
AND FINANCIAL STATEMENT OF THE  
FISCAL YEAR 2017-2018

INDEX

| <b>Letters and Certifications:</b>                                 | <b>Page</b>          |
|--|----------------------|
| Letter To Excise Board _____                                       | 1                    |
| Affidavit of Publication _____                                     | 2                    |
| Accountant's Letter _____  | 3                    |
| Certificate of Excise Board _____                                  | Exhibit "Y" - Page 1 |
| <b>Exhibits:</b>   | <b>Filed</b>         |
| Exhibit "A" General Fund _____                                     | Yes                  |
| Exhibit "B" Building Fund _____                                    | No                   |
| Exhibit "C" Co-op Fund _____                                       | No                   |
| Exhibit "D" Highway Fund _____                                     | Yes                  |
| Exhibit "E" Health Fund _____                                      | Yes                  |
| Exhibit "F" Emergency Medical Service Fund _____                   | No                   |
| Exhibit "G" Sinking Fund _____                                     | No                   |
| Exhibit "H" Industrial Development Bond Fund _____                 | No                   |
| Exhibit "I" Special Revenue Funds _____                            | Yes                  |
| Exhibit "J" Capital Project Funds _____                            | No                   |
| Exhibit "K" Enterprise Funds _____                                 | No                   |
| Exhibit "L" Internal Service Funds _____                           | No                   |
| Exhibit "Y" Certificate of Excise Board<br>Estimate of Needs _____ | Yes                  |
| Exhibit "Z" Publication Sheet _____                                | Yes                  |

COMANCHE COUNTY  
2018-2019  
ESTIMATE OF NEEDS  
AND FINANCIAL STATEMENT OF THE  
FISCAL YEAR 2017-2018

COMANCHE COUNTY, STATE OF OKLAHOMA  
STATE OF OKLAHOMA, COUNTY OF COMANCHE, ss:

To the County Excise Board of said County and State, Greeting:-

Pursuant to the requirements of 68 O.S. 1991 Section 3002, we submit herewith for your consideration, the within statement of the fiscal condition of the County of Comanche, State of Oklahoma, for the fiscal year beginning July 1, 2017 and ending June 30, 2018, together with an itemized statement of the estimated needs thereof for the fiscal year beginning July 1, 2018 and ending June 30, 2019. The same have been prepared in conformity to Statute, in relation to which be it further noted that:

1. We, the members of the Board of County Commissioners of said County and State, do hereby certify that the statements herein submitted show the true and correct conditions of the fiscal affairs of said County for the fiscal year ending June 30, 2018, that said statements comprise a "full and accurate statement of the assessments, receipts and expenditures of the preceding year, made out in detail under separate heads" as required by 19 O.S. 1991 Section 345; that said preparation was had at an official session of said Board, begun on the first Monday in July, 2018 pursuant to the provisions of 68 O.S. 1991 Section 3002.
2. And we further certify that the estimates of the several amounts necessary for current expenses for the fiscal year beginning July 1, 2018 and ending June 30, 2019 as shown under "Schedule 8" were prepared and filed with the Board of County Commissioners as of the first Monday in July 2018, that the same have been correctly entered, and that all estimates made are entered as certified by Department Heads for the respective purposes herein set out. We further certify that the sums requested for salaries of county officers and the deputies are calculated and based upon authority of salary statutes currently effective and applicable in this county.
3. We further certify that the estimated income from sources other than ad valorem tax, shown on "Schedule 4", may reasonably be expected to be collected as a revenue during the ensuing fiscal year, and is not in excess of the 90% of the amounts collected for the same sources during the fiscal year ending June 30, 2018.

Dated at the office of the County Clerk, at Lawton, Oklahoma, this 17 day of September, 2018.

|  |                                    |
|--|------------------------------------|
| <u>Dee Heathorn</u><br>Chairman<br>Commissioner              | <u>Camie Hill</u><br>County Clerk  |
| <u>Jay Mc</u><br>Commissioner<br>Chairman<br>(Budget Board:) | <u>[Signature]</u><br>Commissioner |
| <u>Theresa Brantley</u><br>Treasurer                         | <u>[Signature]</u><br>Assessor     |
| <u>Robert Neal</u><br>Court Clerk                            |                                    |

Filed this 19 day of September, 2018 Secretary and Clerk of Excise Board, Comanche County, Oklahoma.

Independent Accountant's Compilation Report

Honorable Board of County Commissioners  
Comanche County, Oklahoma

Management is responsible for the accompanying 2017-18 the prescribed financial statements as of and for the fiscal year ended June 30 2018, the 2018-19 estimate of needs and publication sheet(SA&I Form 2631R97) for Comanche County included in the accompanying prescribed form. We have performed a compilation engagement in accordance with the Statements on Standards for Accounting and Review Services promulgated by the Accounting and Reviews Services Committee of the AICPA. We did not audit of review the prescribed financial statements, estimate of needs and publication sheet nor were required to perform any procedures to verify the accuracy or completeness of the information provided by management. Accordingly we do not express an opinion, conclusion, nor provide any form

The prescribed financial statements, estimate of needs and publication sheet included in the accompanying prescribed forms are presented in accordance with the requirements of the Office of the Oklahoma State Auditor and Inspector per 68 OS § 3003.B as promulgated by 68 OS § 3009-3011 and are not intended to be a complete presentation of the assets and liabilities of Comanche, County.

This report is intended solely for the information and use of management of Comanche County, Oklahoma, Comanche County Excise Board, and for filing with the State Auditor and Inspector and is not intended to be and should not be used by anyone other than these specified parties.

*Angel Roberts & Blayson P.C.*  
Signature of accounting firm or accountant, as appropriate.

Date 9-6-18

AFFIDAVIT OF PUBLICATION

STATE OF OKLAHOMA, COUNTY OF COMANCHE

Personally appeared before me, the undersigned Notary Public, Teresa Wilson County Clerk of the County and State aforesaid, who being first duly sworn according to law, deposes and says: That he/she complied with the law by having the financial statement for the fiscal year ending June 30, 2018, and the estimated needs and the estimated income from sources other than ad valorem taxes, for the fiscal year beginning July 1, 2018 and ending June 30, 2019 published in one issue of the The Lawton Constitution a legally-qualified newspaper published - of general circulation, in said county (strike inapplicable phrase) a copy of which together with proof of publication is herewith attached marked Exhibit "Z" and made a part of hereof.

[Signature]  
County Clerk

Subscribed and sworn to before me this 17 day of September, 2018.

Teresa A. Wilson  
Notary Public

12/7/2019  
My Commission Expires





County

**PROOF OF PUBLICATION  
THE LAWTON CONSTITUTION  
P.O. BOX 2069-L, Lawton, OK 73502 :(580) 353-0620**

IN THE \_\_\_\_\_ COURT OF COMANCHE COUNTY, OKLAHOMA

STATE OF OKLAHOMA, COUNTY OF COMANCHE

Case No. Estimate of needs 6-30-18

I, DENNIS WADE, of lawful age, being duly sworn upon oath, deposes and says: That I am the Business Manager of The Lawton Constitution, a daily newspaper printed and published in the city of Lawton, County of Comanche, and state of Oklahoma, and that the advertisement above referred to, a true and printed copy of which is here unto attached, was published in said newspaper for the publication dates listed below.

Publication Dates 09/19/2018.

That said newspaper has been published continuously and uninterruptedly in said county during a period of one hundred and four consecutive weeks prior to the publication of the attached notice or advertisement: that it has been admitted to the United States mail as second-class mail matter, that it has a general paid circulation, and publishes news of general interest, and otherwise conforms with all of the statues of the State of Oklahoma governing legal publications.

RECEIVED

SEP 24 2018

COMANCHE COUNTY  
COMMISSIONERS

Signature

SUBSCRIBED and sworn to before me this day of

Notary Public

NOTARY PUBLIC State of OK  
TONY WILSON  
Comm. # 05011169  
Expires 12-12-2021

**LEGAL NOTICE**

Published in The Lawton Constitution  
September 30, 2018  
PUBLICATION SHEET — COMANCHE COUNTY, OKLAHOMA  
FINANCIAL STATEMENT OF THE VARIOUS FUNDS FOR THE FISCAL YEAR ENDING JUNE 30, 2018, AND ESTIMATE OF NEEDS FOR FISCAL YEAR ENDING JUNE 30, 2019, OF THE GOVERNING BOARD OF COMANCHE COUNTY, OKLAHOMA

| STATEMENT OF FINANCIAL CONDITION AS OF JUNE 30, 2018 | GENERAL FUND<br>Detail | HEALTH FUND<br>Detail |
|--|------------------------|-----------------------|
| <b>ASSETS:</b>                                       |                        |                       |
| Cash Balance June 30, 2018                           | \$3,694,995.06         | \$2,358,99.39         |
| <b>TOTAL ASSETS</b>                                  | <b>\$3,694,995.06</b>  | <b>\$2,358,99.39</b>  |
| <b>LIABILITIES AND RESERVES:</b>                     |                        |                       |
| Warrants Outstanding                                 | \$ 15,646.27           | \$ 105,042.64         |
| Reserves From Schedule 8                             | \$ 233,752.70          | \$ 253,312.02         |
| <b>TOTAL LIABILITIES AND RESERVES</b>                | <b>\$ 249,398.97</b>   | <b>\$ 358,354.66</b>  |
| <b>CASH FUND BALANCE (Deficit)<br/>JUNE 30, 2018</b> | <b>\$3,445,596.09</b>  | <b>\$1,999,844.73</b> |

**ESTIMATED NEEDS FOR FISCAL YEAR ENDING JUNE 30, 2019**

| GENERAL FUND                         |                 |
|--------------------------------------|-----------------|
| Current Expense                      | \$10,140,592.01 |
| Total Required                       | \$10,140,592.01 |
| <b>FINANCED:</b>                     |                 |
| Cash Fund Balance                    | \$3,445,596.09  |
| Total Deductions                     | \$3,445,596.09  |
| Balance to Raise from Ad Valorem Tax | \$6,694,995.92  |
| <b>HEALTH FUND</b>                   |                 |
| Current Expense                      | \$3,675,229.82  |
| Total Required                       | \$3,675,229.82  |
| <b>FINANCED:</b>                     |                 |
| Cash Fund Balance                    | \$1,999,844.73  |
| Total Deductions                     | \$1,999,844.73  |
| Balance to Raise from Ad Valorem Tax | \$1,675,385.09  |

**CERTIFICATE — GOVERNING BOARD**  
STATE OF OKLAHOMA, COUNTY OF COMANCHE, ss:  
We, the undersigned duly elected, qualified Governing Officers of Comanche County, Oklahoma, do hereby certify that at a meeting of the Governing Body of the said County, begun at the time provided by law for Counties and pursuant to the provisions of 68 O.S. 1991 Sec. 3002, the foregoing statement was prepared and is a true and correct condition of the Financial Affairs of said County as reflected by the records of the County Clerk and Treasurer. We further certify that the foregoing estimate for current expenses for the fiscal year beginning July 1, 2018, and ending June 30, 2019, as shown are reasonably necessary for the proper conduct of the affairs of the said County, that the Estimated Income to be derived from sources other than ad valorem taxation does not exceed the lawfully authorized ration of the revenue derived from the same sources during the preceding fiscal year.

Don Hawthorne Chairman of Board  
Gail Turner Commissioner  
Johnny Owens Commissioner  
Attest: Carrie Tubbs County Clerk

(SEAL)  
Subscribed and sworn to before me this 11th day of September, 2017.  
Teresa Wilson Notary Public

**ESTIMATE OF NEEDS BY APPROPRIATED ACCOUNT FOR 2018-2019**

| DEPARTMENTS OF GOVERNMENT<br>APPROPRIATED ACCOUNTS | GOVERNMENTAL BUDGET ACCOUNTS<br>FISCAL YEAR 2017-2018 | NEEDS AS REQUESTED BY<br>GOVERNING BOARD | APPROVED BY<br>COUNTY<br>EXCISE BOARD |
|--|---|--|---------------------------------------|
| 04 COUNTY SHERIFF:                                 |   |  |                                       |
| 02h Other-Professional Services                    | \$12,000.00   | \$12,000.00                              | \$12,000.00                           |
| 02 Total   | \$12,000.00   | \$12,000.00                              | \$12,000.00                           |
| 04 COUNTY SHERIFF:                                 |   |  |                                       |
| 04a Personal Services                              | \$1,441,067.00  | \$1,441,067.00                           | \$1,441,067.00                        |
| 04d Maintenance and Operation                      | 31,000.00   | 31,000.00                                | 31,000.00                             |
| 04e Capital Outlay                                 | 100.00  | 100.00                                   | 100.00                                |
| 04i Other - Benefits                               | 633,761.48  | 633,761.48                               | 633,761.48                            |
| 04 Total   | \$2,105,928.48  | \$2,105,928.48                           | \$2,105,928.48                        |

0000

|  |                        |                        |
|--|------------------------|------------------------|
| <b>06 COUNTY TREASURER:</b>                      |                        |                        |
| 06a Personal Services                            | \$ 203,897.00          | \$ 203,897.00          |
| 06c Travel                                       | 4,800.00               | 4,800.00               |
| 06d Maintenance and Operation                    | 31,050.19              | 31,050.19              |
| 06e Capital Outlay                               | 100.00                 | 100.00                 |
| 06g Other - Benefits                             | 85,636.74              | 85,636.74              |
| 06 Total   | \$325,483.93           | \$325,483.93           |
| <b>08 COUNTY COMMISSIONERS:</b>                  |                        |                        |
| 08a Personal Services                            | \$265,716.00           | \$265,716.00           |
| 08c Travel                                       | 22,000.00              | 22,000.00              |
| 08e Capital Outlay                               | 100.00                 | 100.00                 |
| 08g Other  | 98,969.00              | 98,969.00              |
| 08 Total   | \$386,785.00           | \$386,785.00           |
| <b>09 COUNTY COMMISSIONERS O.S.U. EXTENSION:</b> |                        |                        |
| 09a Personal Services                            | \$125,877.00           | \$125,877.00           |
| 09c Travel                                       | \$16,100.00            | \$16,100.00            |
| 09d Maintenance and Operation                    | \$10,000.00            | \$10,000.00            |
| 09e Capital Outlay                               | \$100                  | \$100                  |
| 09 Total   | \$152,077.00           | \$152,077.00           |
| <b>10 COUNTY CLERK:</b>                          |                        |                        |
| 10a Personal Services                            | \$460,684.91           | \$460,684.91           |
| 10c Travel                                       | \$4,800.00             | \$4,800.00             |
| 10d Maintenance and Operation                    | \$6,950.00             | \$6,950.00             |
| 10e Capital Outlay                               | \$100.00               | \$100.00               |
| 10h Other - Benefits                             | \$191,068.46           | \$191,068.46           |
| 10 Total   | \$663,603.37           | \$663,603.37           |
| <b>14 COURT CLERK:</b>                           |                        |                        |
| 14a Personal Services                            | \$564,664.00           | \$564,664.00           |
| 14c Travel                                       | \$4,800.00             | \$4,800.00             |
| 14g Other - Benefits                             | \$244,304.00           | \$244,304.00           |
| 14 Total   | \$813,768.00           | \$813,768.00           |
| <b>16 COUNTY ASSESSOR:</b>                       |                        |                        |
| 16a Personal Services                            | \$270,789.01           | \$270,789.01           |
| 16c Travel                                       | \$12,000.00            | \$12,000.00            |
| 16d Maintenance and Operation                    | \$7,900.00             | \$7,900.00             |
| 16e Capital Outlay                               | \$100                  | \$100                  |
| 16g Other - Benefits                             | \$118,117.44           | \$118,117.44           |
| 16 Total   | \$408,906.45           | \$408,906.45           |
| <b>17a REVALUATION OF REAL PROPERTY:</b>         |                        |                        |
| 17a Personal Services                            | \$411,315.52           | \$411,315.52           |
| 17c Travel                                       | \$20,000.00            | \$20,000.00            |
| 17d Maintenance and Operation                    | \$50,000.00            | \$50,000.00            |
| 17e Capital, Outlay                              | \$100                  | \$100                  |
| 17g Other - Contract Labor                       | \$73,830.00            | \$73,830.00            |
| 17h Other - Benefits                             | \$168,005.38           | \$168,005.38           |
| 17 Total   | \$723,250.90           | \$723,250.90           |
| <b>18 JUVENILE SHELTER BUREAU:</b>               |                        |                        |
| 18a Personal Services                            | \$343,483.84           | \$343,483.84           |
| 18c Travel                                       | 2,000.00               | 2,000.00               |
| 18d Maintenance and Operation                    | 11,000.00              | 11,000.00              |
| 18e Capital Outlay                               | 1.00                   | 1.00                   |
| 18g Other  | 151,132.89             | 151,132.89             |
| 18 Total   | \$507,617.73           | \$507,617.73           |
| <b>20 GENERAL GOVERNMENT:</b>                    |                        |                        |
| 20a Personal Services                            | \$160,197.00           | \$160,197.00           |
| 20d Maintenance and Operation                    | 599,578.51             | 599,578.51             |
| 20e Capital Outlay                               | 100.00                 | 100.00                 |
| 20h - M&O W/C and Property Liability             | 681,440.00             | 681,440.00             |
| 20i Other - Contingency Fund                     | 927,217.77             | 927,217.77             |
| 20j Other - Benefits                             | 70,637.40              | 70,637.40              |
| 20 Total   | \$2,439,170.68         | \$2,439,170.68         |
| <b>21 EXCISE - EQUALIZATION BOARD:</b>           |                        |                        |
| 21a Personal Services                            | \$ 6,000.00            | \$ 6,000.00            |
| 21c Travel                                       | 1,500.00               | 1,500.00               |
| 21g Other - Benefits                             | 500.00                 | 500.00                 |
| 21 Total   | \$ 8,000.00            | \$ 8,000.00            |
| <b>22 COUNTY ELECTION EXPENSE:</b>               |                        |                        |
| 22a Personal Services                            | \$86,784.38            | \$86,784.38            |
| 22b Part Time Help                               | \$15,000.00            | \$15,000.00            |
| 22c Travel                                       | 150.00                 | 150.00                 |
| 22d Maintenance and Operation                    | 8,150.00               | 8,150.00               |
| 22e Capital Outlay                               | 100.00                 | 100.00                 |
| 22f Election Expense                             | 10,500.00              | 10,500.00              |
| 22g Other - Benefits                             | 36,416.89              | 36,416.89              |
| 22 Total   | \$157,101.27           | \$157,101.27           |
| <b>28 CHARITY:</b>                               |                        |                        |
| 28d Maintenance and Operation                    | \$2,000.00             | \$2,000.00             |
| 28 Total   | \$2,000.00             | \$2,000.00             |
| <b>32 LIBRARY:</b>                               |                        |                        |
| 32f Lawton Liberty                               | \$25,000.00            | \$25,000.00            |
| 32g Elgin Library                                | \$1,500.00             | \$1,500.00             |
| 32 Total   | \$26,500.00            | \$26,500.00            |
| <b>CIVIL DEFENSE/EMERGENCY MANAGEMENT:</b>       |                        |                        |
| 34d Maintenance and Operation                    | \$129,463.33           | \$129,463.33           |
| 34 Total   | 129,463.33             | 129,463.33             |
| <b>60 JUVENILE DETENTION CENTER:</b>             |                        |                        |
| 60d Maintenance and Operation                    | \$285,427.18           | \$285,427.18           |
| 60 Total   | \$285,427.18           | \$285,427.18           |
| 61 E-911   |                        |                        |
| 61d Maintenance and Operation                    | \$399,952.62           | \$399,952.62           |
| 61 Total   | \$399,952.62           | \$399,952.62           |
| <b>82 COUNTY AUDIT BUDGET ACCOUNT:</b>           |                        |                        |
| 82a Salaries and Expense of Audit and Report     | \$74,457.07            | \$74,457.07            |
| 82 Total   | \$74,457.07            | \$74,457.07            |
| <b>84 FREE FAIR BUDGET ACCOUNT:</b>              |                        |                        |
| 84d Maintenance and Operation                    | \$255,826.00           | \$255,826.00           |
| 84e Capital Outlay                               | 2,000.00               | 2,000.00               |
| 84g Premiums and Awards                          | 68,300.00              | 68,300.00              |
| 84 Total   | \$326,126.00           | \$326,126.00           |
| <b>89 COUNTY HOSPITAL BUDGET ACCOUNT:</b>        |                        |                        |
| 89d Maintenance and Operation                    | \$179,973.00           | \$179,973.00           |
| 89 Total   | \$179,973.00           | \$179,973.00           |
| <b>TOTAL GENERAL FUND ACCOUNT</b>                |                        |                        |
| 99 Provision for Interest on Warrants/Bank Fees  | \$10,127,592.01        | \$10,127,592.01        |
| <b>GRAND TOTAL GENERAL FUND</b>                  | <b>\$10,140,592.01</b> | <b>\$10,140,592.01</b> |



GENERAL FUND ACCOUNTS COVERING THE PERIOD JULY 1, 2017, to JUNE 30, 2018  
ESTIMATE OF NEEDS FOR 2018-2019

EXHIBIT "A"

PAGE 1

| Schedule 1, Current Balance Sheet - June 30, 2018        |  | Amount                 |
|--|--|------------------------|
| <b>ASSETS:</b>   |  |                        |
| Cash Balance June 30, 2018                               |  | \$ 3,694,995.06        |
| Investments  |  | \$ -                   |
| <b>TOTAL ASSETS</b>                                      |  | <b>\$ 3,694,995.06</b> |
| <b>LIABILITIES AND RESERVES:</b>                         |  |                        |
| Warrants Outstanding                                     |  | \$ 15,646.27           |
| Reserve for Interest on Warrants                         |  | \$ -                   |
| Reserves From Schedule 8                                 |  | \$ 233,752.70          |
| <b>TOTAL LIABILITIES AND RESERVES</b>                    |  | <b>\$ 249,398.97</b>   |
| <b>CASH FUND BALANCE JUNE 30, 2018</b>                   |  | <b>\$ 3,445,596.09</b> |
| <b>TOTAL LIABILITIES, RESERVES AND CASH FUND BALANCE</b> |  | <b>\$ 3,694,995.06</b> |

| Schedule 2, Revenue and Requirements - 2018-2019             |                 |                         |
|--|-----------------|-------------------------|
|  | Detail          | Total                   |
| <b>REVENUE:</b>  |                 |                         |
| Cash Balance June 30, 2017                                   | \$ 2,919,452.82 |                         |
| Cash Fund Balance Transferred From Prior Years               | \$ 649,612.96   |                         |
| Current Ad Valorem Tax Apportioned                           | \$ 6,979,774.21 |                         |
| Miscellaneous Revenue Apportioned                            | \$ 1,882,482.89 |                         |
| <b>TOTAL REVENUE</b>   |                 | <b>\$ 12,431,322.88</b> |
| <b>REQUIREMENTS:</b>   |                 |                         |
| Claims Paid by Warrants Issued                               | \$ 8,740,974.09 |                         |
| Reserves From Schedule 8                                     | \$ 233,752.70   |                         |
| Interest Paid on Warrants                                    | \$ 11,000.00    |                         |
| Reserve for Interest on Warrants                             | \$ -            |                         |
| <b>TOTAL REQUIREMENTS</b>                                    |                 | <b>\$ 8,985,726.79</b>  |
| <b>ADD: CASH FUND BALANCE AS PER BALANCE SHEET 6-30-2018</b> |                 | <b>\$ 3,445,596.09</b>  |
| <b>TOTAL REQUIREMENTS AND CASH FUND BALANCE</b>              |                 | <b>\$ 12,431,322.88</b> |

| Schedule 3, Cash Fund Balance Analysis - June 30, 2018     |  | Amount                 |
|--|--|------------------------|
| <b>ADDITIONS:</b>  |  |                        |
| Miscellaneous Revenue Collected in Excess of Estimates-Net |  | \$ 1,882,482.89        |
| Warrants Estopped, Cancelled or Converted                  |  | \$ 11.34               |
| Fiscal Year 2017-2018 Lapsed Appropriations                |  | \$ 573,521.88          |
| Fiscal Year 2016-2017 Lapsed Appropriations                |  | \$ 169,183.57          |
| Ad Valorem Tax Collections in Excess of Estimate           |  | \$ 373,186.67          |
| Prior Years Ad Valorem Tax                                 |  | \$ 527,489.29          |
| <b>TOTAL ADDITIONS</b>                                     |  | <b>\$ 3,525,875.64</b> |
| <b>DEDUCTIONS:</b>   |  |                        |
| Supplemental Appropriations                                |  | \$ 33,208.31           |
| Current Tax in Process of Collection                       |  | \$ -                   |
| <b>TOTAL DEDUCTIONS</b>                                    |  | <b>\$ 33,208.31</b>    |
| <b>Cash Fund Balance as per Balance Sheet 6-30-2018</b>    |  | <b>\$ 3,445,596.09</b> |
| <b>Composition of Cash Fund Balance:</b>                   |  |                        |
| Cash   |  | \$ 3,445,596.09        |
| <b>Cash Fund Balance as per Balance Sheet 6-30-2018</b>    |  | <b>\$ 3,445,596.09</b> |



GENERAL FUND ACCOUNTS COVERING THE PERIOD JULY 1, 2017, to JUNE 30, 2018  
ESTIMATE OF NEEDS FOR 2018-2019

EXHIBIT "A"

2a

| Schedule 4, Miscellaneous Revenue                           |                   |               |
|---|-------------------|---------------|
| SOURCE  | 2017-2018 ACCOUNT |               |
|   | AMOUNT            | ACTUALLY      |
|   | ESTIMATED         | COLLECTED     |
| <b>1000 CHARGES FOR SERVICES</b>                            |                   |               |
| 1111 County Clerk Fees                                      | \$ -              | \$ 397,666.57 |
| 1112 Sheriff Fees   | \$ -              | \$ -          |
| 1113 County Treasurer Fees                                  | \$ -              | \$ 3,553.00   |
| 1114 Court Clerk Costs and Fees                             | \$ -              | \$ -          |
| 1115 District Attorney Fees                                 | \$ -              | \$ -          |
| 1116 County Engineer Fees (Ref. Planning Commission)        | \$ -              | \$ -          |
| 1117 County Health Fees                                     | \$ -              | \$ -          |
| 1118 Other- Resale Surplus                                  | \$ -              | \$ 150,000.00 |
| 1119 Other-   | \$ -              | \$ -          |
| 1120 Other-   | \$ -              | \$ -          |
| Total Charges For Services                                  | \$ -              | \$ 551,219.57 |
| <b>INTERGOVERNMENTAL REVENUES</b>                           |                   |               |
| <b>2000 INTERGOVERNMENTAL REVENUES - LOCAL SOURCES:</b>     |                   |               |
| 2111 Court Fund Fees  | \$ -              | \$ -          |
| 2112 Housing Authority Payments in Lieu of Tax Revenue      | \$ -              | \$ -          |
| 2113 Revaluation of Real Property Reimbursements            | \$ -              | \$ -          |
| 2114 Visual Inspection                                      | \$ -              | \$ 607,509.29 |
| 2115 M & M Lien Fees  | \$ -              | \$ -          |
| 2116 Assignment Fees  | \$ -              | \$ -          |
| 2117 School Deputy Reimbursement                            | \$ -              | \$ -          |
| 2118 O.S.U Extension Reimbursement                          | \$ -              | \$ -          |
| 2119 County Library Fines                                   | \$ -              | \$ -          |
| 2120 Public Health Contributions                            | \$ -              | \$ -          |
| 2121 Highway Budget Account Miscellaneous                   | \$ -              | \$ -          |
| 2122 Other -  | \$ -              | \$ -          |
| 2123 Other -  | \$ -              | \$ -          |
| 2124 Other -  | \$ -              | \$ -          |
| Total - Local Sources                                       | \$ -              | \$ 607,509.29 |
| <b>3000 INTERGOVERNMENTAL REVENUES - STATE SOURCES:</b>     |                   |               |
| 3111 County Sales Tax - OTC                                 | \$ -              | \$ -          |
| 3112 Motor Vehicle Collections for Counties - OTC Code 0815 | \$ -              | \$ 185,852.28 |
| 3113 Boat & Motor License - OTC Code 6415                   | \$ -              | \$ -          |
| 3114 Vehicle Registration (Title Fees) - OTC Code 6815      | \$ -              | \$ -          |
| 3115 Aircraft License and Registration - OTC Code 6615      | \$ -              | \$ -          |
| 3116 Motor Vehicle Stamps - OTC                             | \$ -              | \$ 20,774.33  |
| 3117 Other - OTC Cigarette Tax                              | \$ -              | \$ 55,288.34  |
| 3118 Other - OTC  | \$ -              | \$ -          |
| 3119 Other - OTC  | \$ -              | \$ -          |
| Sub-Total - OTC   | \$ -              | \$ 261,914.95 |
| 3211 Fish and Game Fines                                    | \$ -              | \$ 21,993.00  |
| 3212 State Election Reimbursement                           | \$ -              | \$ 50,813.04  |
| 3213 State Payments in Lieu of Tax Revenue                  | \$ -              | \$ 2,800.03   |
| 3214 Homestead Exemption Reimbursement                      | \$ -              | \$ -          |
| 3215 Additional Homestead Exemption Reimbursement           | \$ -              | \$ -          |
| 3216 Transportation of Juveniles                            | \$ -              | \$ -          |
| 3217 Documentary Stamps                                     | \$ -              | \$ -          |
| 3218 Farm Implement Tax Stamps                              | \$ -              | \$ -          |
| 3219 State Grants   | \$ -              | \$ -          |

Continued on page 2b

Thursday, September 6, 2018

S.A.&I. Form 2631R97 Entity: Comanche County,

GENERAL FUND ACCOUNTS COVERING THE PERIOD JULY 1, 2017, to JUNE 30, 2018  
ESTIMATE OF NEEDS FOR 2018-2019

| 2017-2018 ACCOUNT<br>OVER<br>(UNDER) | BASIS AND<br>LIMIT OF ENSUING<br>ESTIMATE | 2018-2019 ACCOUNT    |                                 |                             |
|--------------------------------------|---|----------------------|---------------------------------|-----------------------------|
|                                      |   | CHARGEABLE<br>INCOME | ESTIMATED BY<br>GOVERNING BOARD | APPROVED BY<br>EXCISE BOARD |
| \$ 397,666.57                        | 0.00%                                     | \$ -                 | \$ -                            | \$ -                        |
| \$ -                                 | 90.00%                                    | \$ -                 | \$ -                            | \$ -                        |
| \$ 3,553.00                          | 0.00%                                     | \$ -                 | \$ -                            | \$ -                        |
| \$ -                                 | 90.00%                                    | \$ -                 | \$ -                            | \$ -                        |
| \$ -                                 | 90.00%                                    | \$ -                 | \$ -                            | \$ -                        |
| \$ -                                 | 90.00%                                    | \$ -                 | \$ -                            | \$ -                        |
| \$ -                                 | 90.00%                                    | \$ -                 | \$ -                            | \$ -                        |
| \$ 150,000.00                        | 0.00%                                     | \$ -                 | \$ -                            | \$ -                        |
| \$ -                                 | 90.00%                                    | \$ -                 | \$ -                            | \$ -                        |
| \$ -                                 | 90.00%                                    | \$ -                 | \$ -                            | \$ -                        |
| \$ 551,219.57                        |   | \$ -                 | \$ -                            | \$ -                        |
| \$ -                                 | 90.00%                                    | \$ -                 | \$ -                            | \$ -                        |
| \$ -                                 | 90.00%                                    | \$ -                 | \$ -                            | \$ -                        |
| \$ -                                 | 90.00%                                    | \$ -                 | \$ -                            | \$ -                        |
| \$ 607,509.29                        | 0.00%                                     | \$ -                 | \$ -                            | \$ -                        |
| \$ -                                 | 90.00%                                    | \$ -                 | \$ -                            | \$ -                        |
| \$ -                                 | 90.00%                                    | \$ -                 | \$ -                            | \$ -                        |
| \$ -                                 | 90.00%                                    | \$ -                 | \$ -                            | \$ -                        |
| \$ -                                 | 90.00%                                    | \$ -                 | \$ -                            | \$ -                        |
| \$ -                                 | 90.00%                                    | \$ -                 | \$ -                            | \$ -                        |
| \$ -                                 | 90.00%                                    | \$ -                 | \$ -                            | \$ -                        |
| \$ -                                 | 90.00%                                    | \$ -                 | \$ -                            | \$ -                        |
| \$ -                                 | 90.00%                                    | \$ -                 | \$ -                            | \$ -                        |
| \$ -                                 | 90.00%                                    | \$ -                 | \$ -                            | \$ -                        |
| \$ 607,509.29                        |   | \$ -                 | \$ -                            | \$ -                        |
| \$ -                                 | 90.00%                                    | \$ -                 | \$ -                            | \$ -                        |
| \$ 185,852.28                        | 0.00%                                     | \$ -                 | \$ -                            | \$ -                        |
| \$ -                                 | 90.00%                                    | \$ -                 | \$ -                            | \$ -                        |
| \$ -                                 | 90.00%                                    | \$ -                 | \$ -                            | \$ -                        |
| \$ -                                 | 90.00%                                    | \$ -                 | \$ -                            | \$ -                        |
| \$ 20,774.33                         | 0.00%                                     | \$ -                 | \$ -                            | \$ -                        |
| \$ 55,288.34                         | 0.00%                                     | \$ -                 | \$ -                            | \$ -                        |
| \$ -                                 | 90.00%                                    | \$ -                 | \$ -                            | \$ -                        |
| \$ -                                 | 90.00%                                    | \$ -                 | \$ -                            | \$ -                        |
| \$ 261,914.95                        |   | \$ -                 | \$ -                            | \$ -                        |
| \$ 21,993.00                         | 0.00%                                     | \$ -                 | \$ -                            | \$ -                        |
| \$ 50,813.04                         | 0.00%                                     | \$ -                 | \$ -                            | \$ -                        |
| \$ 2,800.03                          | 0.00%                                     | \$ -                 | \$ -                            | \$ -                        |
| \$ -                                 | 90.00%                                    | \$ -                 | \$ -                            | \$ -                        |
| \$ -                                 | 90.00%                                    | \$ -                 | \$ -                            | \$ -                        |
| \$ -                                 | 90.00%                                    | \$ -                 | \$ -                            | \$ -                        |
| \$ -                                 | 90.00%                                    | \$ -                 | \$ -                            | \$ -                        |
| \$ -                                 | 90.00%                                    | \$ -                 | \$ -                            | \$ -                        |
| \$ -                                 | 90.00%                                    | \$ -                 | \$ -                            | \$ -                        |

GENERAL FUND ACCOUNTS COVERING THE PERIOD JULY 1, 2017, to JUNE 30, 2018  
ESTIMATE OF NEEDS FOR 2018-2019

EXHIBIT "A"

2b

| Schedule 4, Miscellaneous Revenue                         |        | 2017-2018 ACCOUNT   |                       |
|---|--------|---------------------|-----------------------|
|   | SOURCE | AMOUNT<br>ESTIMATED | ACTUALLY<br>COLLECTED |
| Continued from page 2a                                    |        |                     |                       |
| 3220 District Attorney Reimbursement - State              |        | \$ -                | \$ -                  |
| 3221 Civil Defense Reimbursement                          |        | \$ -                | \$ -                  |
| 3222 Emergency Management Reimbursement                   |        | \$ -                | \$ -                  |
| 3223 Food Stamp Reimbursement                             |        | \$ -                | \$ -                  |
| 3224 Tick Eradication Reimbursement                       |        | \$ -                | \$ -                  |
| 3225 Welfare Agencies Miscellaneous                       |        | \$ -                | \$ -                  |
| 3226 Other -  |        | \$ -                | \$ -                  |
| 3227 Other -  |        | \$ -                | \$ -                  |
| 3228 Other -  |        | \$ -                | \$ -                  |
| Total State Sources                                       |        | \$ -                | \$ 337,521.02         |
| <b>4000 INTERGOVERNMENTAL REVENUES - FEDERAL SOURCES:</b> |        |                     |                       |
| 4111 Flood Control  |        | \$ -                | \$ -                  |
| 4112 Federal Grants                                       |        | \$ -                | \$ -                  |
| 4113 Federal Payments in Lieu of Tax Revenues             |        | \$ -                | \$ 149,311.32         |
| 4114 Bureau of Land Management                            |        | \$ -                | \$ -                  |
| 4115 District Attorney Reimbursement - Federal            |        | \$ -                | \$ -                  |
| 4116 J.T.P.A. Salary Reimbursement                        |        | \$ -                | \$ -                  |
| 4117 Other -  |        | \$ -                | \$ -                  |
| 4118 Other -  |        | \$ -                | \$ -                  |
| 4119 Other -  |        | \$ -                | \$ -                  |
| Total Federal Sources                                     |        | \$ -                | \$ 149,311.32         |
| Grand Total Intergovernmental Revenues                    |        | \$ -                | \$ 1,094,341.63       |
| <b>5000 MISCELLANEOUS REVENUE:</b>                        |        |                     |                       |
| 5111 Interest on Investments                              |        | \$ -                | \$ 106,387.80         |
| 5112 Rental or Lease of County Property                   |        | \$ -                | \$ 1,656.00           |
| 5113 Sale of County Property                              |        | \$ -                | \$ -                  |
| 5114 Royalty  |        | \$ -                | \$ -                  |
| 5115 Individual Redemption                                |        | \$ -                | \$ -                  |
| 5116 Insurance Recoveries                                 |        | \$ -                | \$ -                  |
| 5117 Insurance Reimbursements                             |        | \$ -                | \$ -                  |
| 5118 Public Finance Authority Reimbursement               |        | \$ -                | \$ -                  |
| 5119 Rural Fire Runs                                      |        | \$ -                | \$ -                  |
| 5120 Copies   |        | \$ -                | \$ -                  |
| 5121 Return Check Charges                                 |        | \$ -                | \$ -                  |
| 5122 Mowing & Trash Reimbursement                         |        | \$ -                | \$ -                  |
| 5123 Utility Reimbursements                               |        | \$ -                | \$ 110,234.85         |
| 5124 Resale Property Fund Distribution                    |        | \$ -                | \$ -                  |
| 5125 Estry - Sales  |        | \$ -                | \$ -                  |
| 5126 Vending Machine Commissions                          |        | \$ -                | \$ -                  |
| 5127 Other Concessions                                    |        | \$ -                | \$ -                  |
| 5128 Indian Deputy Salary Reimbursement                   |        | \$ -                | \$ -                  |
| 5129 Other -Special elections                             |        | \$ -                | \$ 7,996.78           |
| 5130 Other - Miscellaneous                                |        | \$ -                | \$ 10,646.26          |
| 5131 Other -  |        | \$ -                | \$ -                  |
| Total Miscellaneous Revenue                               |        | \$ -                | \$ 236,921.69         |
| <b>6000 NON-REVENUE RECEIPTS:</b>                         |        |                     |                       |
| 6111 Contributions from Other Funds                       |        | \$ -                | \$ -                  |
| Grand Total General Fund                                  |        | \$ -                | \$ 1,882,482.89       |



GENERAL FUND ACCOUNTS COVERING THE PERIOD JULY 1, 2017, to JUNE 30, 2018  
ESTIMATE OF NEEDS FOR 2018-2019

| 2017-2018 ACCOUNT | BASIS AND<br>LIMIT OF ENSUING<br>ESTIMATE | 2018-2019 ACCOUNT    |                                 |                             |
|-------------------|---|----------------------|---------------------------------|-----------------------------|
| OVER<br>(UNDER)   |   | CHARGEABLE<br>INCOME | ESTIMATED BY<br>GOVERNING BOARD | APPROVED BY<br>EXCISE BOARD |
| \$ -              | 90.00%                                    | \$ -                 | \$ -                            | \$ -                        |
| \$ -              | 90.00%                                    | \$ -                 | \$ -                            | \$ -                        |
| \$ -              | 90.00%                                    | \$ -                 | \$ -                            | \$ -                        |
| \$ -              | 90.00%                                    | \$ -                 | \$ -                            | \$ -                        |
| \$ -              | 90.00%                                    | \$ -                 | \$ -                            | \$ -                        |
| \$ -              | 90.00%                                    | \$ -                 | \$ -                            | \$ -                        |
| \$ -              | 90.00%                                    | \$ -                 | \$ -                            | \$ -                        |
| \$ -              | 90.00%                                    | \$ -                 | \$ -                            | \$ -                        |
| \$ -              | 90.00%                                    | \$ -                 | \$ -                            | \$ -                        |
| \$ 337,521.02     |   | \$ -                 | \$ -                            | \$ -                        |
| \$ -              | 90.00%                                    | \$ -                 | \$ -                            | \$ -                        |
| \$ -              | 90.00%                                    | \$ -                 | \$ -                            | \$ -                        |
| \$ 149,311.32     | 0.00%                                     | \$ -                 | \$ -                            | \$ -                        |
| \$ -              | 90.00%                                    | \$ -                 | \$ -                            | \$ -                        |
| \$ -              | 90.00%                                    | \$ -                 | \$ -                            | \$ -                        |
| \$ -              | 90.00%                                    | \$ -                 | \$ -                            | \$ -                        |
| \$ -              | 90.00%                                    | \$ -                 | \$ -                            | \$ -                        |
| \$ -              | 90.00%                                    | \$ -                 | \$ -                            | \$ -                        |
| \$ -              | 90.00%                                    | \$ -                 | \$ -                            | \$ -                        |
| \$ -              | 90.00%                                    | \$ -                 | \$ -                            | \$ -                        |
| \$ 149,311.32     |   | \$ -                 | \$ -                            | \$ -                        |
| \$ 1,094,341.63   |   | \$ -                 | \$ -                            | \$ -                        |
| \$ 106,387.80     | 0.00%                                     | \$ -                 | \$ -                            | \$ -                        |
| \$ 1,656.00       | 0.00%                                     | \$ -                 | \$ -                            | \$ -                        |
| \$ -              | 90.00%                                    | \$ -                 | \$ -                            | \$ -                        |
| \$ -              | 90.00%                                    | \$ -                 | \$ -                            | \$ -                        |
| \$ -              | 90.00%                                    | \$ -                 | \$ -                            | \$ -                        |
| \$ -              | 90.00%                                    | \$ -                 | \$ -                            | \$ -                        |
| \$ -              | 90.00%                                    | \$ -                 | \$ -                            | \$ -                        |
| \$ -              | 90.00%                                    | \$ -                 | \$ -                            | \$ -                        |
| \$ -              | 90.00%                                    | \$ -                 | \$ -                            | \$ -                        |
| \$ -              | 90.00%                                    | \$ -                 | \$ -                            | \$ -                        |
| \$ -              | 90.00%                                    | \$ -                 | \$ -                            | \$ -                        |
| \$ -              | 90.00%                                    | \$ -                 | \$ -                            | \$ -                        |
| \$ -              | 90.00%                                    | \$ -                 | \$ -                            | \$ -                        |
| \$ -              | 90.00%                                    | \$ -                 | \$ -                            | \$ -                        |
| \$ -              | 90.00%                                    | \$ -                 | \$ -                            | \$ -                        |
| \$ -              | 90.00%                                    | \$ -                 | \$ -                            | \$ -                        |
| \$ 7,996.78       | 0.00%                                     | \$ -                 | \$ -                            | \$ -                        |
| \$ 10,646.26      | 0.00%                                     | \$ -                 | \$ -                            | \$ -                        |
| \$ -              | 90.00%                                    | \$ -                 | \$ -                            | \$ -                        |
| \$ 236,921.69     |   | \$ -                 | \$ -                            | \$ -                        |
| \$ -              | 90.00%                                    | \$ -                 | \$ -                            | \$ -                        |
| \$ 1,882,482.89   |   | \$ -                 | \$ -                            | \$ -                        |

GENERAL FUND ACCOUNTS COVERING THE PERIOD JULY 1, 2017, to JUNE 30, 2018  
ESTIMATE OF NEEDS FOR 2018-2019

EXHIBIT "A"

3

| Schedule 5, Expenditures General Fund Cash Accounts of Current and All Prior Years |                         |
|--|-------------------------|
| CURRENT AND ALL PRIOR YEARS  | 2017-2018               |
| Cash Balance Reported to Excise Board 6-30-2017                                    | \$ 2,919,452.82         |
| Cash Fund Balance Transferred Out  | \$ -                    |
| Cash Fund Balance Transferred In   | \$ -                    |
| Adjusted Cash Balance  | \$ 2,919,452.82         |
| Ad Valorem Tax Apportioned To Year In Caption                                      | \$ 6,979,774.21         |
| Miscellaneous Revenue (Schedule 4)   | \$ 1,882,482.89         |
| Cash Fund Balance Forward From Preceding Year                                      | \$ 649,612.96           |
| Prior Expenditures Recovered   | \$ -                    |
| <b>TOTAL RECEIPTS</b>  | <b>\$ 9,511,870.06</b>  |
| <b>TOTAL RECEIPTS AND BALANCE</b>  | <b>\$ 12,431,322.88</b> |
| Warrants of Year in Caption  | \$ 8,725,327.82         |
| Interest Paid Thereon  | \$ 11,000.00            |
| <b>TOTAL DISBURSEMENTS</b>   | <b>\$ 8,736,327.82</b>  |
| <b>CASH BALANCE JUNE 30, 2018</b>  | <b>\$ 3,694,995.06</b>  |
| Reserve for Warrants Outstanding   | \$ 15,646.27            |
| Reserve for Interest on Warrants   | \$ -                    |
| Reserves From Schedule 8   | \$ 233,752.70           |
| <b>TOTAL LIABILITES AND RESERVE</b>  | <b>\$ 249,398.97</b>    |
| DEFICIT: (Red Figure)  | \$ -                    |
| <b>CASH BALANCE FORWARD TO SUCCEEDING YEAR</b>                                     | <b>\$ 3,445,596.09</b>  |

| Schedule 6, General Fund Warrant Account of Current and All Prior Years |                        |
|---|------------------------|
| CURRENT AND ALL PRIOR YEARS   | TOTAL                  |
| Warrants Outstanding 6-30-2017 of Year in Caption                       | \$ 253,215.46          |
| Warrants Registered During Year   | \$ 8,880,256.33        |
| <b>TOTAL</b>  | <b>\$ 9,133,471.79</b> |
| Warrants Paid During Year   | \$ 9,117,814.18        |
| Warrants Converted to Bonds or Judgements                               | \$ -                   |
| Warrants Cancelled  | \$ 11.34               |
| Warrants Estopped by Statute  | \$ -                   |
| <b>TOTAL WARRANTS RETIRED</b>   | <b>\$ 9,117,825.52</b> |
| <b>BALANCE WARRANTS OUTSTANDING JUNE 30, 2018</b>                       | <b>\$ 15,646.27</b>    |

| Schedule 7, 2017 Ad Valorem Tax Account             |                |              |                 |
|---|----------------|--------------|-----------------|
| 2017 Net Valuation Certified To County Excise Board | 710,385,757.00 | 10.230 Mills | Amount          |
| Total Proceeds of Levy as Certified                 |                |              | \$ 7,267,246.29 |
| Additions:  |                |              | \$ -            |
| Deductions:   |                |              | \$ -            |
| Gross Balance Tax                                   |                |              | \$ 7,267,246.29 |
| Less Reserve for Delinquent Tax                     |                |              | \$ 660,658.75   |
| Reserve for Protest Pending                         |                |              | \$ -            |
| Balance Available Tax                               |                |              | \$ 6,606,587.54 |
| Deduct 2017 Tax Apportioned                         |                |              | \$ 6,979,774.21 |
| Net Balance 2017 Tax in Process of Collection or    |                |              | \$ -            |
| Excess Collections                                  |                |              | \$ 373,186.67   |

S.A.&I. Form 2631R97 Entity: Comanche County,

#####

GENERAL FUND ACCOUNTS COVERING THE PERIOD JULY 1, 2017, to JUNE 30, 2018  
ESTIMATE OF NEEDS FOR 2018-2019

| Schedule 5, (Continued) |              |           |           |           |           |                  |
|-------------------------|--------------|-----------|-----------|-----------|-----------|------------------|
| 2016-2017               | 2015-2016    | 2014-2015 | 2013-2014 | 2012-2013 | 2011-2012 | TOTAL            |
| \$ 422,387.69           | \$ 92,211.00 | \$ -      | \$ -      | \$ -      | \$ -      | \$ 3,434,051.51  |
| \$ -                    | \$ -         | \$ -      | \$ -      | \$ -      | \$ -      | \$ -             |
| \$ -                    | \$ -         | \$ -      | \$ -      | \$ -      | \$ -      | \$ -             |
| \$ 422,387.69           | \$ 92,211.00 | \$ -      | \$ -      | \$ -      | \$ -      | \$ 3,434,051.51  |
| \$ 527,489.29           | \$ -         | \$ -      | \$ -      | \$ -      | \$ -      | \$ 7,507,263.50  |
| \$ -                    | \$ -         | \$ -      | \$ -      | \$ -      | \$ -      | \$ 1,882,482.89  |
| \$ 92,222.34            | \$ 11.34     | \$ -      | \$ -      | \$ -      | \$ -      | \$ 741,846.64    |
| \$ -                    | \$ -         | \$ -      | \$ -      | \$ -      | \$ -      | \$ -             |
| \$ 619,711.63           | \$ 11.34     | \$ -      | \$ -      | \$ -      | \$ -      | \$ 10,131,593.03 |
| \$ 1,042,099.32         | \$ 92,222.34 | \$ -      | \$ -      | \$ -      | \$ -      | \$ 13,565,644.54 |
| \$ 392,486.36           | \$ -         | \$ -      | \$ -      | \$ -      | \$ -      | \$ 9,117,814.18  |
| \$ -                    | \$ -         | \$ -      | \$ -      | \$ -      | \$ -      | \$ 11,000.00     |
| \$ 392,486.36           | \$ -         | \$ -      | \$ -      | \$ -      | \$ -      | \$ 9,128,814.18  |
| \$ 649,612.96           | \$ 92,222.34 | \$ -      | \$ -      | \$ -      | \$ -      | \$ 4,436,830.36  |
| \$ -                    | \$ -         | \$ -      | \$ -      | \$ -      | \$ -      | \$ 15,646.27     |
| \$ -                    | \$ -         | \$ -      | \$ -      | \$ -      | \$ -      | \$ -             |
| \$ -                    | \$ -         | \$ -      | \$ -      | \$ -      | \$ -      | \$ 233,752.70    |
| \$ -                    | \$ -         | \$ -      | \$ -      | \$ -      | \$ -      | \$ 249,398.97    |
| \$ -                    | \$ -         | \$ -      | \$ -      | \$ -      | \$ -      | \$ -             |
| \$ 649,612.96           | \$ 92,222.34 | \$ -      | \$ -      | \$ -      | \$ -      | \$ 4,187,431.39  |

| Schedule 6, (Continued) |               |           |           |           |           |           |
|-------------------------|---------------|-----------|-----------|-----------|-----------|-----------|
| 2017-2018               | 2016-2017     | 2015-2016 | 2014-2015 | 2013-2014 | 2012-2013 | 2011-2012 |
| \$ -                    | \$ 253,204.12 | \$ 11.34  | \$ -      | \$ -      | \$ -      | \$ -      |
| \$ 8,740,974.09         | \$ 139,282.24 |           | \$ -      | \$ -      | \$ -      | \$ -      |
| \$ 8,740,974.09         | \$ 392,486.36 | \$ 11.34  | \$ -      | \$ -      | \$ -      | \$ -      |
| \$ 8,725,327.82         | \$ 392,486.36 | \$ -      | \$ -      | \$ -      | \$ -      | \$ -      |
| \$ -                    | \$ -          | \$ -      | \$ -      | \$ -      | \$ -      | \$ -      |
| \$ -                    | \$ -          | \$ 11.34  | \$ -      | \$ -      | \$ -      | \$ -      |
| \$ -                    | \$ -          | \$ -      | \$ -      | \$ -      | \$ -      | \$ -      |
| \$ 8,725,327.82         | \$ 392,486.36 | \$ 11.34  | \$ -      | \$ -      | \$ -      | \$ -      |
| \$ 15,646.27            | \$ -          | \$ -      | \$ -      | \$ -      | \$ -      | \$ -      |

| Schedule 9, General Fund Investments |                                   |                 |                        |                   |                       |                                   |
|--------------------------------------|-----------------------------------|-----------------|------------------------|-------------------|-----------------------|-----------------------------------|
| INVESTED IN                          | Investments on Hand June 30, 2017 | Since Purchased | LIQUIDATIONS           |                   | Barred by Court Order | Investments on Hand June 30, 2018 |
|                                      |                                   |                 | By Collections of Cost | Amortized Premium |                       |                                   |
|                                      | \$ -                              | \$ -            | \$ -                   | \$ -              | \$ -                  | \$ -                              |
|                                      | \$ -                              | \$ -            | \$ -                   | \$ -              | \$ -                  | \$ -                              |
|                                      | \$ -                              | \$ -            | \$ -                   | \$ -              | \$ -                  | \$ -                              |
|                                      | \$ -                              | \$ -            | \$ -                   | \$ -              | \$ -                  | \$ -                              |
|                                      | \$ -                              | \$ -            | \$ -                   | \$ -              | \$ -                  | \$ -                              |
|                                      | \$ -                              | \$ -            | \$ -                   | \$ -              | \$ -                  | \$ -                              |
|                                      | \$ -                              | \$ -            | \$ -                   | \$ -              | \$ -                  | \$ -                              |
|                                      | \$ -                              | \$ -            | \$ -                   | \$ -              | \$ -                  | \$ -                              |
|                                      | \$ -                              | \$ -            | \$ -                   | \$ -              | \$ -                  | \$ -                              |
|                                      | \$ -                              | \$ -            | \$ -                   | \$ -              | \$ -                  | \$ -                              |
| <b>TOTAL INVESTMENTS</b>             | \$ -                              | \$ -            | \$ -                   | \$ -              | \$ -                  | \$ -                              |



GENERAL FUND ACCOUNTS COVERING THE PERIOD JULY 1, 2017, to JUNE 30, 2018  
ESTIMATE OF NEEDS FOR 2018-2019

EXHIBIT "A"

4a

| Schedule 8(a), Report Of Prior Year's Expenditures |                                  |                 |                          |                            |
|--|----------------------------------|-----------------|--------------------------|----------------------------|
| DEPARTMENTS OF GOVERNMENT<br>APPROPRIATED ACCOUNTS | FISCAL YEAR ENDING JUNE 30, 2017 |                 |                          | ORIGINAL<br>APPROPRIATIONS |
|  | RESERVES                         | WARRANTS        | BALANCE                  |                            |
|  | 6-30-2017                        | SINCE<br>ISSUED | LAPSED<br>APPROPRIATIONS |                            |
| <b>01 DISTRICT ATTORNEY - STATE:</b>               |                                  |                 |                          |                            |
| 01a Personal Services                              | \$ -                             | \$ -            | \$ -                     | \$ -                       |
| 01b Part Time Help                                 | \$ -                             | \$ -            | \$ -                     | \$ -                       |
| 01c Travel   | \$ -                             | \$ -            | \$ -                     | \$ -                       |
| 01d Maintenance and Operation                      | \$ -                             | \$ -            | \$ -                     | \$ -                       |
| 01e Capital Outlay                                 | \$ -                             | \$ -            | \$ -                     | \$ -                       |
| 01f Intergovernmental                              | \$ -                             | \$ -            | \$ -                     | \$ -                       |
| 01g Other-   | \$ -                             | \$ -            | \$ -                     | \$ -                       |
| <b>01 Total</b>                                    | <b>\$ -</b>                      | <b>\$ -</b>     | <b>\$ -</b>              | <b>\$ -</b>                |
| <b>02 DISTRICT ATTORNEY - COUNTY:</b>              |                                  |                 |                          |                            |
| 02a Personal Services                              | \$ -                             | \$ -            | \$ -                     | \$ -                       |
| 02b Part Time Help                                 | \$ -                             | \$ -            | \$ -                     | \$ -                       |
| 02c Travel   | \$ -                             | \$ -            | \$ -                     | \$ -                       |
| 02d Maintenance and Operation                      | \$ -                             | \$ -            | \$ -                     | \$ -                       |
| 02e Capital Outlay                                 | \$ -                             | \$ -            | \$ -                     | \$ -                       |
| 02f Intergovernmental                              | \$ -                             | \$ -            | \$ -                     | \$ -                       |
| 02g Law Library                                    | \$ -                             | \$ -            | \$ -                     | \$ -                       |
| 02h Other- Professional Services                   | \$ -                             | \$ -            | \$ -                     | \$ -                       |
| <b>02 Total</b>                                    | <b>\$ -</b>                      | <b>\$ -</b>     | <b>\$ -</b>              | <b>\$ -</b>                |
| <b>04 COUNTY SHERIFF:</b>                          |                                  |                 |                          |                            |
| 04a Personal Services                              | \$ -                             | \$ -            | \$ -                     | \$ 1,378,130.60            |
| 04b Part Time Help                                 | \$ -                             | \$ -            | \$ -                     | \$ -                       |
| 04c Travel   | \$ -                             | \$ -            | \$ -                     | \$ -                       |
| 04d Maintenance and Operation                      | \$ -                             | \$ -            | \$ -                     | \$ 25,000.00               |
| 04e Capital Outlay                                 | \$ -                             | \$ -            | \$ -                     | \$ 100.00                  |
| 04f Intergovernmental                              | \$ 2,025.99                      | \$ -            | \$ 2,025.99              | \$ 1,000.00                |
| 04g Sheriff's Fees                                 | \$ -                             | \$ -            | \$ -                     | \$ -                       |
| 04h Board of Prisoners                             | \$ -                             | \$ -            | \$ -                     | \$ -                       |
| 04i Other - Benefits                               | \$ -                             | \$ -            | \$ -                     | \$ 578,814.85              |
| <b>04 Total</b>                                    | <b>\$ 2,025.99</b>               | <b>\$ -</b>     | <b>\$ 2,025.99</b>       | <b>\$ 1,983,045.45</b>     |
| <b>06 COUNTY TREASURER:</b>                        |                                  |                 |                          |                            |
| 06a Personal Services                              | \$ -                             | \$ -            | \$ -                     | \$ 203,579.00              |
| 06b Part Time Help                                 | \$ -                             | \$ -            | \$ -                     | \$ -                       |
| 06c Travel   | \$ -                             | \$ -            | \$ -                     | \$ 4,800.00                |
| 06d Maintenance and Operation                      | \$ -                             | \$ -            | \$ -                     | \$ 25,449.00               |
| 06e Capital Outlay                                 | \$ -                             | \$ -            | \$ -                     | \$ 100.00                  |
| 06f Intergovernmental                              | \$ -                             | \$ -            | \$ -                     | \$ -                       |
| 06g Other - Benefits                               | \$ -                             | \$ -            | \$ -                     | \$ 85,503.18               |
| <b>06 Total</b>                                    | <b>\$ -</b>                      | <b>\$ -</b>     | <b>\$ -</b>              | <b>\$ 319,431.18</b>       |
| <b>08 COUNTY COMMISSIONERS:</b>                    |                                  |                 |                          |                            |
| 08a Personal Services                              | \$ -                             | \$ -            | \$ -                     | \$ 265,604.00              |
| 08b Part Time Help                                 | \$ -                             | \$ -            | \$ -                     | \$ 12,000.00               |
| 08c Travel   | \$ -                             | \$ -            | \$ -                     | \$ 22,000.00               |
| 08d Maintenance and Operation                      | \$ -                             | \$ -            | \$ -                     | \$ 665,557.00              |
| 08e Capital Outlay                                 | \$ -                             | \$ -            | \$ -                     | \$ 100.00                  |
| 08f Intergovernmental                              | \$ -                             | \$ -            | \$ -                     | \$ -                       |
| 08g Other - Benefits                               | \$ -                             | \$ -            | \$ -                     | \$ 91,500.00               |
| <b>08 Total</b>                                    | <b>\$ -</b>                      | <b>\$ -</b>     | <b>\$ -</b>              | <b>\$ 1,056,761.00</b>     |



GENERAL FUND ACCOUNTS COVERING THE PERIOD JULY 1, 2017, to JUNE 30, 2018  
ESTIMATE OF NEEDS FOR 2018-2019

EXHIBIT "A"

4b

| Schedule 8(b), Report Of Prior Year's Expenditures |                                  |                 |                          |                            |
|--|----------------------------------|-----------------|--------------------------|----------------------------|
| DEPARTMENTS OF GOVERNMENT<br>APPROPRIATED ACCOUNTS | FISCAL YEAR ENDING JUNE 30, 2017 |                 |                          | ORIGINAL<br>APPROPRIATIONS |
|  | RESERVES                         | WARRANTS        | BALANCE                  |                            |
|  | 6-30-2017                        | SINCE<br>ISSUED | LAPSED<br>APPROPRIATIONS |                            |
| <b>09 COUNTY COMMISSIONERS O.S.U. EXTENSION:</b>   |                                  |                 |                          |                            |
| 09a Personal Services                              | \$ -                             | \$ -            | \$ -                     | \$ 126,876.00              |
| 09b Part Time Help                                 | \$ -                             | \$ -            | \$ -                     | \$ -                       |
| 09c Travel   | \$ 1,309.60                      | \$ -            | \$ 1,309.60              | \$ 16,200.00               |
| 09d Maintenance and Operation                      | \$ 73.00                         | \$ -            | \$ 73.00                 | \$ 9,000.00                |
| 09e Capital Outlay                                 | \$ -                             | \$ -            | \$ -                     | \$ 1.00                    |
| 09f Intergovernmental                              | \$ -                             | \$ -            | \$ -                     | \$ -                       |
| 09g Other -  | \$ -                             | \$ -            | \$ -                     | \$ -                       |
| <b>09 Total</b>                                    | <b>\$ 1,382.60</b>               | <b>\$ -</b>     | <b>\$ 1,382.60</b>       | <b>\$ 152,077.00</b>       |
| <b>10 COUNTY CLERK:</b>                            |                                  |                 |                          |                            |
| 10a Personal Services                              | \$ -                             | \$ -            | \$ -                     | \$ 445,391.61              |
| 10b Part Time Help                                 | \$ -                             | \$ -            | \$ -                     | \$ 13,440.00               |
| 10c Travel   | \$ -                             | \$ -            | \$ -                     | \$ 4,800.00                |
| 10d Maintenance and Operation                      | \$ 7,293.79                      | \$ -            | \$ 7,293.79              | \$ 2,000.00                |
| 10e Capital Outlay                                 | \$ -                             | \$ -            | \$ -                     | \$ 100.00                  |
| 10f Intergovernmental                              | \$ -                             | \$ -            | \$ -                     | \$ -                       |
| 10g Lien Fees                                      | \$ -                             | \$ -            | \$ -                     | \$ -                       |
| 010h Other - Benefits                              | \$ 614.08                        | \$ -            | \$ 614.08                | \$ 190,290.08              |
| <b>10 Total</b>                                    | <b>\$ 7,907.87</b>               | <b>\$ -</b>     | <b>\$ 7,907.87</b>       | <b>\$ 656,021.69</b>       |
| <b>14 COURT CLERK:</b>                             |                                  |                 |                          |                            |
| 14a Personal Services                              | \$ -                             | \$ -            | \$ -                     | \$ 549,691.40              |
| 14b Part Time Help                                 | \$ -                             | \$ -            | \$ -                     | \$ -                       |
| 14c Travel   | \$ -                             | \$ -            | \$ -                     | \$ 4,800.00                |
| 14d Maintenance and Operation                      | \$ -                             | \$ -            | \$ -                     | \$ -                       |
| 14e Capital Outlay                                 | \$ -                             | \$ -            | \$ -                     | \$ -                       |
| 14f Intergovernmental                              | \$ -                             | \$ -            | \$ -                     | \$ -                       |
| 14g Other - Benefits                               | \$ 962.73                        | \$ -            | \$ 962.73                | \$ 230,870.39              |
| <b>14 Total</b>                                    | <b>\$ 962.73</b>                 | <b>\$ -</b>     | <b>\$ 962.73</b>         | <b>\$ 785,361.79</b>       |
| <b>16 COUNTY ASSESSOR:</b>                         |                                  |                 |                          |                            |
| 16a Personal Services                              | \$ -                             | \$ -            | \$ -                     | \$ 270,614.00              |
| 16b Part Time Help                                 | \$ -                             | \$ -            | \$ -                     | \$ -                       |
| 16c Travel   | \$ -                             | \$ -            | \$ -                     | \$ 12,000.00               |
| 16d Maintenance and Operation                      | \$ 1,355.20                      | \$ -            | \$ 1,355.20              | \$ 7,900.00                |
| 16e Capital Outlay                                 | \$ 2,451.47                      | \$ -            | \$ 2,451.47              | \$ 100.00                  |
| 16f Intergovernmental                              | \$ -                             | \$ -            | \$ -                     | \$ -                       |
| 16g Other - Benefits                               | \$ 413.89                        | \$ -            | \$ 413.89                | \$ 113,657.88              |
| 16h Other -  | \$ -                             | \$ -            | \$ -                     | \$ -                       |
| <b>16 Total</b>                                    | <b>\$ 4,220.56</b>               | <b>\$ -</b>     | <b>\$ 4,220.56</b>       | <b>\$ 404,271.88</b>       |
| <b>17 REVALUATION OF REAL PROPERTY:</b>            |                                  |                 |                          |                            |
| 17a Personal Services                              | \$ -                             | \$ -            | \$ -                     | \$ 390,312.98              |
| 17b Part Time Help                                 | \$ -                             | \$ -            | \$ -                     | \$ -                       |
| 17c Travel   | \$ 50.00                         | \$ -            | \$ 50.00                 | \$ 20,000.00               |
| 17d Maintenance and Operation                      | \$ 4,589.48                      | \$ -            | \$ 4,589.48              | \$ 43,120.80               |
| 17e Capital Outlay                                 | \$ -                             | \$ -            | \$ -                     | \$ 5,000.00                |
| 17f Intergovernmental                              | \$ -                             | \$ -            | \$ -                     | \$ -                       |
| 17g Other - CTR Labor                              | \$ -                             | \$ -            | \$ -                     | \$ 65,000.00               |
| 17h Other - Benefits                               | \$ -                             | \$ -            | \$ -                     | \$ 163,931.45              |
| <b>17 Total</b>                                    | <b>\$ 4,639.48</b>               | <b>\$ -</b>     | <b>\$ 4,639.48</b>       | <b>\$ 687,365.23</b>       |



GENERAL FUND ACCOUNTS COVERING THE PERIOD JULY 1, 2017, to JUNE 30, 2018  
ESTIMATE OF NEEDS FOR 2018-2019

| FISCAL YEAR ENDING JUNE 30, 2018 |              |                              |                 |              |   | Governmental Budget Accounts          |                                 |
|----------------------------------|--------------|------------------------------|-----------------|--------------|---|---------------------------------------|---------------------------------|
| FISCAL YEAR ENDING JUNE 30, 2018 |              |                              |                 |              |   | FISCAL YEAR 2018-2019                 |                                 |
| SUPPLEMENTAL ADJUSTMENTS         |              | NET AMOUNT OF APPROPRIATIONS | WARRANTS ISSUED | RESERVES     | LAPSED BALANCE KNOWN TO BE UNENCUMBERED | NEEDS AS ESTIMATED BY GOVERNING BOARD | APPROVED BY COUNTY EXCISE BOARD |
| ADDED                            | CANCELLED    |                              |                 |              |   |                                       |                                 |
| \$ -                             | \$ 11,000.00 | \$ 115,876.00                | \$ 114,991.00   | \$ -         | \$ 885.00                               | \$ 125,877.00                         | \$ 125,877.00                   |
| \$ -                             | \$ -         | \$ -                         | \$ -            | \$ -         | \$ -                                    | \$ -                                  | \$ -                            |
| \$ -                             | \$ 3,000.00  | \$ 13,200.00                 | \$ 11,694.67    | \$ 1,200.00  | \$ 305.33                               | \$ 16,100.00                          | \$ 16,100.00                    |
| \$ 3,000.00                      | \$ -         | \$ 12,000.00                 | \$ 10,260.56    | \$ 1,336.00  | \$ 403.44                               | \$ 10,000.00                          | \$ 10,000.00                    |
| \$ 11,000.00                     | \$ -         | \$ 11,001.00                 | \$ -            | \$ 8,200.00  | \$ 2,801.00                             | \$ 100.00                             | \$ 100.00                       |
| \$ -                             | \$ -         | \$ -                         | \$ -            | \$ -         | \$ -                                    | \$ -                                  | \$ -                            |
| \$ -                             | \$ -         | \$ -                         | \$ -            | \$ -         | \$ -                                    | \$ -                                  | \$ -                            |
| \$ 14,000.00                     | \$ 14,000.00 | \$ 152,077.00                | \$ 136,946.23   | \$ 10,736.00 | \$ 4,394.77                             | \$ 152,077.00                         | \$ 152,077.00                   |
| \$ 12,940.00                     | \$ -         | \$ 458,331.61                | \$ 458,072.56   | \$ -         | \$ 259.05                               | \$ 460,684.91                         | \$ 460,684.91                   |
| \$ -                             | \$ -         | \$ 13,440.00                 | \$ -            | \$ -         | \$ 13,440.00                            | \$ -                                  | \$ -                            |
| \$ -                             | \$ -         | \$ 4,800.00                  | \$ 4,800.00     | \$ -         | \$ -                                    | \$ 4,800.00                           | \$ 4,800.00                     |
| \$ 3,100.00                      | \$ -         | \$ 5,100.00                  | \$ 597.00       | \$ 4,496.87  | \$ 6.13                                 | \$ 6,950.00                           | \$ 6,950.00                     |
| \$ -                             | \$ -         | \$ 100.00                    | \$ -            | \$ -         | \$ 100.00                               | \$ 100.00                             | \$ 100.00                       |
| \$ -                             | \$ -         | \$ -                         | \$ -            | \$ -         | \$ -                                    | \$ -                                  | \$ -                            |
| \$ -                             | \$ -         | \$ -                         | \$ -            | \$ -         | \$ -                                    | \$ -                                  | \$ -                            |
| \$ -                             | \$ 2,600.00  | \$ 187,690.08                | \$ 186,954.01   | \$ 604.70    | \$ 131.37                               | \$ 191,068.46                         | \$ 191,068.46                   |
| \$ 16,040.00                     | \$ 2,600.00  | \$ 669,461.69                | \$ 650,423.57   | \$ 5,101.57  | \$ 13,936.55                            | \$ 663,603.37                         | \$ 663,603.37                   |
| \$ -                             | \$ -         | \$ 549,691.40                | \$ 540,135.33   | \$ -         | \$ 9,556.07                             | \$ 564,664.00                         | \$ 564,664.00                   |
| \$ -                             | \$ -         | \$ -                         | \$ -            | \$ -         | \$ -                                    | \$ -                                  | \$ -                            |
| \$ -                             | \$ -         | \$ 4,800.00                  | \$ 4,800.00     | \$ -         | \$ -                                    | \$ 4,800.00                           | \$ 4,800.00                     |
| \$ -                             | \$ -         | \$ -                         | \$ -            | \$ -         | \$ -                                    | \$ -                                  | \$ -                            |
| \$ -                             | \$ -         | \$ -                         | \$ -            | \$ -         | \$ -                                    | \$ -                                  | \$ -                            |
| \$ -                             | \$ -         | \$ 230,870.39                | \$ 229,833.73   | \$ 1,021.91  | \$ 14.75                                | \$ 244,304.00                         | \$ 244,304.00                   |
| \$ -                             | \$ -         | \$ 785,361.79                | \$ 774,769.06   | \$ 1,021.91  | \$ 9,570.82                             | \$ 813,768.00                         | \$ 813,768.00                   |
| \$ 1,061.01                      | \$ -         | \$ 271,675.01                | \$ 271,675.01   | \$ -         | \$ -                                    | \$ 270,789.01                         | \$ 270,789.01                   |
| \$ -                             | \$ -         | \$ -                         | \$ -            | \$ -         | \$ -                                    | \$ -                                  | \$ -                            |
| \$ 3,486.11                      | \$ -         | \$ 15,486.11                 | \$ 15,049.22    | \$ -         | \$ 436.89                               | \$ 12,000.00                          | \$ 12,000.00                    |
| \$ -                             | \$ 2,602.65  | \$ 5,297.35                  | \$ 5,256.46     | \$ -         | \$ 40.89                                | \$ 7,900.00                           | \$ 7,900.00                     |
| \$ -                             | \$ -         | \$ 100.00                    | \$ -            | \$ -         | \$ 100.00                               | \$ 100.00                             | \$ 100.00                       |
| \$ -                             | \$ -         | \$ -                         | \$ -            | \$ -         | \$ -                                    | \$ -                                  | \$ -                            |
| \$ -                             | \$ 1,944.47  | \$ 111,713.41                | \$ 110,678.90   | \$ 286.29    | \$ 748.22                               | \$ 118,117.44                         | \$ 118,117.44                   |
| \$ -                             | \$ -         | \$ -                         | \$ -            | \$ -         | \$ -                                    | \$ -                                  | \$ -                            |
| \$ 4,547.12                      | \$ 4,547.12  | \$ 404,271.88                | \$ 402,659.59   | \$ 286.29    | \$ 1,326.00                             | \$ 408,906.45                         | \$ 408,906.45                   |
| \$ 15,608.19                     | \$ -         | \$ 405,921.17                | \$ 405,921.17   | \$ -         | \$ -                                    | \$ 411,315.52                         | \$ 411,315.52                   |
| \$ -                             | \$ -         | \$ -                         | \$ -            | \$ -         | \$ -                                    | \$ -                                  | \$ -                            |
| \$ -                             | \$ 12,791.40 | \$ 7,208.60                  | \$ 7,013.10     | \$ 50.00     | \$ 145.50                               | \$ 20,000.00                          | \$ 20,000.00                    |
| \$ -                             | \$ 660.34    | \$ 42,460.46                 | \$ 34,556.47    | \$ 7,901.05  | \$ 2.94                                 | \$ 50,000.00                          | \$ 50,000.00                    |
| \$ -                             | \$ 4,905.42  | \$ 94.58                     | \$ -            | \$ -         | \$ 94.58                                | \$ 100.00                             | \$ 100.00                       |
| \$ -                             | \$ -         | \$ -                         | \$ -            | \$ -         | \$ -                                    | \$ -                                  | \$ -                            |
| \$ 5,619.98                      | \$ -         | \$ 70,619.98                 | \$ 70,619.98    | \$ -         | \$ -                                    | \$ 73,830.00                          | \$ 73,830.00                    |
| \$ -                             | \$ 2,871.01  | \$ 161,060.44                | \$ 160,265.88   | \$ 732.23    | \$ 62.33                                | \$ 168,005.38                         | \$ 168,005.38                   |
| \$ 21,228.17                     | \$ 21,228.17 | \$ 687,365.23                | \$ 678,376.60   | \$ 8,683.28  | \$ 305.35                               | \$ 723,250.90                         | \$ 723,250.90                   |

GENERAL FUND ACCOUNTS COVERING THE PERIOD JULY 1, 2017, to JUNE 30, 2018  
ESTIMATE OF NEEDS FOR 2018-2019

EXHIBIT "A"

4c

| Schedule 8(c), Report Of Prior Year's Expenditures        |                                  |                             |                                     |                            |
|---|----------------------------------|-----------------------------|-------------------------------------|----------------------------|
| DEPARTMENTS OF GOVERNMENT<br>APPROPRIATED ACCOUNTS        | FISCAL YEAR ENDING JUNE 30, 2017 |                             |                                     | ORIGINAL<br>APPROPRIATIONS |
|   | RESERVES<br>6-30-2017            | WARRANTS<br>SINCE<br>ISSUED | BALANCE<br>LAPSED<br>APPROPRIATIONS |                            |
| <b>18 JUVENILE SHELTER BUREAU:</b>                        |                                  |                             |                                     |                            |
| 18a Personal Services                                     | \$ -                             | \$ -                        | \$ -                                | \$ 340,552.39              |
| 18b Part Time Help  | \$ -                             | \$ -                        | \$ -                                | \$ -                       |
| 18c Travel  | \$ -                             | \$ -                        | \$ -                                | \$ 2,000.00                |
| 18d Maintenance and Operation                             | \$ 7,900.12                      | \$ -                        | \$ 7,900.12                         | \$ 10,000.00               |
| 18e Capital Outlay  | \$ -                             | \$ -                        | \$ -                                | \$ 100.00                  |
| 18f Intergovernmental                                     | \$ -                             | \$ -                        | \$ -                                | \$ -                       |
| 18g Other - Benefits                                      | \$ 636.84                        | \$ -                        | \$ 636.84                           | \$ 144,292.05              |
| 18 Total  | \$ 8,536.96                      | \$ -                        | \$ 8,536.96                         | \$ 496,944.44              |
| <b>19 DISTRICT COURT:</b>                                 |                                  |                             |                                     |                            |
| 19a Personal Services                                     | \$ -                             | \$ -                        | \$ -                                | \$ -                       |
| 19b Part Time Help  | \$ -                             | \$ -                        | \$ -                                | \$ -                       |
| 19c Travel  | \$ -                             | \$ -                        | \$ -                                | \$ -                       |
| 19d Maintenance and Operation                             | \$ -                             | \$ -                        | \$ -                                | \$ -                       |
| 19e Capital Outlay  | \$ -                             | \$ -                        | \$ -                                | \$ -                       |
| 19f Intergovernmental                                     | \$ -                             | \$ -                        | \$ -                                | \$ -                       |
| 19g Other -   | \$ -                             | \$ -                        | \$ -                                | \$ -                       |
| 19 Total  | \$ -                             | \$ -                        | \$ -                                | \$ -                       |
| <b>20 GENERAL GOVERNMENT</b>                              |                                  |                             |                                     |                            |
| 20a Personal Services                                     | \$ -                             | \$ -                        | \$ -                                | \$ 157,071.48              |
| 20b Part Time Help  | \$ -                             | \$ -                        | \$ -                                | \$ -                       |
| 20c Travel  | \$ -                             | \$ -                        | \$ -                                | \$ -                       |
| 20d Maintenance and Operation                             | \$ 48,310.45                     | \$ -                        | \$ 48,310.45                        | \$ 394,718.41              |
| 20e Capital Outlay  | \$ -                             | \$ -                        | \$ -                                | \$ 100.00                  |
| 20f Intergovernmental - ASCOG                             | \$ -                             | \$ -                        | \$ -                                | \$ 7,500.00                |
| 20g Other - Budget Preparation                            | \$ -                             | \$ -                        | \$ -                                | \$ 8,000.00                |
| 20h Other - M&O W/C and Property liability                | \$ -                             | \$ -                        | \$ -                                | \$ -                       |
| 20i Other - ( Civil Defense 17/18) Contingency Fund 18/19 | \$ -                             | \$ -                        | \$ -                                | \$ 156,807.17              |
| 20j Other - Benefits                                      | \$ -                             | \$ -                        | \$ -                                | \$ 65,970.02               |
| 20 Total  | \$ 48,310.45                     | \$ -                        | \$ 48,310.45                        | \$ 790,167.08              |
| <b>21 EXCISE - EQUALIZATION BOARD:</b>                    |                                  |                             |                                     |                            |
| 21a Personal Services                                     | \$ -                             | \$ -                        | \$ -                                | \$ 6,000.00                |
| 21b Part Time Help  | \$ -                             | \$ -                        | \$ -                                | \$ -                       |
| 21c Travel  | \$ 965.72                        | \$ -                        | \$ 965.72                           | \$ 1,500.00                |
| 21d Maintenance and Operation                             | \$ -                             | \$ -                        | \$ -                                | \$ -                       |
| 21e Capital Outlay  | \$ -                             | \$ -                        | \$ -                                | \$ -                       |
| 21f Intergovernmental                                     | \$ -                             | \$ -                        | \$ -                                | \$ -                       |
| 21g Other - Benefits                                      | \$ -                             | \$ -                        | \$ -                                | \$ 500.00                  |
| 21 Total  | \$ 965.72                        | \$ -                        | \$ 965.72                           | \$ 8,000.00                |
| <b>22 COUNTY ELECTION EXPENSE:</b>                        |                                  |                             |                                     |                            |
| 22a Personal Services                                     | \$ -                             | \$ -                        | \$ -                                | \$ 75,201.04               |
| 22b Part Time Help  | \$ -                             | \$ -                        | \$ -                                | \$ 15,000.00               |
| 22c Travel  | \$ -                             | \$ -                        | \$ -                                | \$ 250.00                  |
| 22d Maintenance and Operation                             | \$ 844.45                        | \$ -                        | \$ 844.45                           | \$ 10,000.00               |
| 22e Capital Outlay  | \$ 7,639.03                      | \$ -                        | \$ 7,639.03                         | \$ 100.00                  |
| 22f Election Expense                                      | \$ -                             | \$ -                        | \$ -                                | \$ 10,500.00               |
| 22g Other - Benefits                                      | \$ 186.23                        | \$ -                        | \$ 186.23                           | \$ 33,088.46               |
| 22 Total  | \$ 8,669.71                      | \$ -                        | \$ 8,669.71                         | \$ 144,139.50              |

GENERAL FUND ACCOUNTS COVERING THE PERIOD JULY 1, 2017, to JUNE 30, 2018  
ESTIMATE OF NEEDS FOR 2018-2019

| FISCAL YEAR ENDING JUNE 30, 2018 |             |                |               |              |              | Governmental Budget Accounts |                 |
|----------------------------------|-------------|----------------|---------------|--------------|--------------|------------------------------|-----------------|
|                                  |             |                |               |              |              | FISCAL YEAR 2018-2019        |                 |
| SUPPLEMENTAL                     |             | NET AMOUNT     | WARRANTS      | RESERVES     | LAPSED       | NEEDS AS                     | APPROVED BY     |
| ADJUSTMENTS                      |             | OF             | ISSUED        |              | BALANCE      | ESTIMATED BY                 | COUNTY          |
|                                  |             | APPROPRIATIONS |               |              | KNOWN TO BE  | GOVERNING                    | EXCISE BOARD    |
| ADDED                            | CANCELLED   |                |               |              | UNENCUMBERED | BOARD                        |                 |
| \$ -                             | \$ 2,500.00 | \$ 338,052.39  | \$ 332,417.23 | \$ -         | \$ 5,635.16  | \$ 343,483.84                | \$ 343,483.84   |
| \$ -                             | \$ -        | \$ -           | \$ -          | \$ -         | \$ -         | \$ -                         | \$ -            |
| \$ -                             | \$ -        | \$ 2,000.00    | \$ 500.95     | \$ -         | \$ 1,499.05  | \$ 2,000.00                  | \$ 2,000.00     |
| \$ -                             | \$ -        | \$ 10,000.00   | \$ 9,679.28   | \$ -         | \$ 320.72    | \$ 11,000.00                 | \$ 11,000.00    |
| \$ -                             | \$ -        | \$ 100.00      | \$ -          | \$ -         | \$ 100.00    | \$ 1.00                      | \$ 1.00         |
| \$ -                             | \$ -        | \$ -           | \$ -          | \$ -         | \$ -         | \$ -                         | \$ -            |
| \$ 2,500.00                      | \$ -        | \$ 146,792.05  | \$ 145,705.21 | \$ 680.97    | \$ 405.87    | \$ 151,132.89                | \$ 151,132.89   |
| \$ 2,500.00                      | \$ 2,500.00 | \$ 496,944.44  | \$ 488,302.67 | \$ 680.97    | \$ 7,960.80  | \$ 507,617.73                | \$ 507,617.73   |
| \$ -                             | \$ -        | \$ -           | \$ -          | \$ -         | \$ -         | \$ -                         | \$ -            |
| \$ -                             | \$ -        | \$ -           | \$ -          | \$ -         | \$ -         | \$ -                         | \$ -            |
| \$ -                             | \$ -        | \$ -           | \$ -          | \$ -         | \$ -         | \$ -                         | \$ -            |
| \$ -                             | \$ -        | \$ -           | \$ -          | \$ -         | \$ -         | \$ -                         | \$ -            |
| \$ -                             | \$ -        | \$ -           | \$ -          | \$ -         | \$ -         | \$ -                         | \$ -            |
| \$ -                             | \$ -        | \$ -           | \$ -          | \$ -         | \$ -         | \$ -                         | \$ -            |
| \$ -                             | \$ -        | \$ -           | \$ -          | \$ -         | \$ -         | \$ -                         | \$ -            |
| \$ -                             | \$ -        | \$ -           | \$ -          | \$ -         | \$ -         | \$ -                         | \$ -            |
| \$ -                             | \$ -        | \$ -           | \$ -          | \$ -         | \$ -         | \$ -                         | \$ -            |
| \$ 3,000.00                      | \$ -        | \$ 160,071.48  | \$ 158,588.32 | \$ -         | \$ 1,483.16  | \$ 160,197.00                | \$ 160,197.00   |
| \$ -                             | \$ -        | \$ -           | \$ -          | \$ -         | \$ -         | \$ -                         | \$ -            |
| \$ -                             | \$ -        | \$ -           | \$ -          | \$ -         | \$ -         | \$ -                         | \$ -            |
| \$ 91,079.00                     | \$ -        | \$ 485,797.41  | \$ 343,422.66 | \$ 57,974.01 | \$ 84,400.74 | \$ 599,578.51                | \$ 599,578.51   |
| \$ 10,000.00                     | \$ -        | \$ 10,100.00   | \$ 8,555.39   | \$ 917.50    | \$ 627.11    | \$ 100.00                    | \$ 100.00       |
| \$ -                             | \$ 54.00    | \$ 7,446.00    | \$ 7,446.00   | \$ -         | \$ -         | \$ -                         | \$ -            |
| \$ -                             | \$ 1,025.00 | \$ 6,975.00    | \$ 6,975.00   | \$ -         | \$ -         | \$ -                         | \$ -            |
| \$ -                             | \$ -        | \$ -           | \$ -          | \$ -         | \$ -         | \$ 681,440.00                | \$ 681,440.00   |
| \$ -                             | \$ -        | \$ 156,807.17  | \$ 139,459.52 | \$ 17,347.65 | \$ -         | \$ 927,217.77                | \$ 927,217.77   |
| \$ 6,000.00                      | \$ -        | \$ 71,970.02   | \$ 70,820.50  | \$ 357.72    | \$ 791.80    | \$ 70,637.40                 | \$ 70,637.40    |
| \$ 110,079.00                    | \$ 1,079.00 | \$ 899,167.08  | \$ 735,267.39 | \$ 76,596.88 | \$ 87,302.81 | \$ 2,439,170.68              | \$ 2,439,170.68 |
| \$ -                             | \$ -        | \$ 6,000.00    | \$ 4,000.00   | \$ -         | \$ 2,000.00  | \$ 6,000.00                  | \$ 6,000.00     |
| \$ -                             | \$ -        | \$ -           | \$ -          | \$ -         | \$ -         | \$ -                         | \$ -            |
| \$ -                             | \$ -        | \$ 1,500.00    | \$ -          | \$ 1,019.82  | \$ 480.18    | \$ 1,500.00                  | \$ 1,500.00     |
| \$ -                             | \$ -        | \$ -           | \$ -          | \$ -         | \$ -         | \$ -                         | \$ -            |
| \$ -                             | \$ -        | \$ -           | \$ -          | \$ -         | \$ -         | \$ -                         | \$ -            |
| \$ -                             | \$ -        | \$ -           | \$ -          | \$ -         | \$ -         | \$ -                         | \$ -            |
| \$ -                             | \$ -        | \$ 500.00      | \$ 306.07     | \$ -         | \$ 193.93    | \$ 500.00                    | \$ 500.00       |
| \$ -                             | \$ -        | \$ 8,000.00    | \$ 4,306.07   | \$ 1,019.82  | \$ 2,674.11  | \$ 8,000.00                  | \$ 8,000.00     |
| \$ -                             | \$ 169.47   | \$ 75,031.57   | \$ 73,690.52  | \$ -         | \$ 1,341.05  | \$ 86,784.38                 | \$ 86,784.38    |
| \$ -                             | \$ 5,085.00 | \$ 9,915.00    | \$ 9,779.25   | \$ -         | \$ 135.75    | \$ 15,000.00                 | \$ 15,000.00    |
| \$ -                             | \$ -        | \$ 250.00      | \$ 15.51      | \$ 76.70     | \$ 157.79    | \$ 150.00                    | \$ 150.00       |
| \$ 2,695.92                      | \$ -        | \$ 12,695.92   | \$ 11,665.23  | \$ 787.56    | \$ 243.13    | \$ 8,150.00                  | \$ 8,150.00     |
| \$ 3,105.00                      | \$ -        | \$ 3,205.00    | \$ -          | \$ 3,030.00  | \$ 175.00    | \$ 100.00                    | \$ 100.00       |
| \$ 4,000.00                      | \$ -        | \$ 14,500.00   | \$ 14,269.95  | \$ 110.00    | \$ 120.05    | \$ 10,500.00                 | \$ 10,500.00    |
| \$ 1,521.86                      | \$ -        | \$ 34,610.32   | \$ 34,402.04  | \$ 208.28    | \$ (0.00)    | \$ 36,416.89                 | \$ 36,416.89    |
| \$ 11,322.78                     | \$ 5,254.47 | \$ 150,207.81  | \$ 143,822.50 | \$ 4,212.54  | \$ 2,172.77  | \$ 157,101.27                | \$ 157,101.27   |

GENERAL FUND ACCOUNTS COVERING THE PERIOD JULY 1, 2017, to JUNE 30, 2018  
ESTIMATE OF NEEDS FOR 2018-2019

EXHIBIT "A"

4d

| Schedule 8(d), Report Of Prior Year's Expenditures |                                  |                 |                          |                            |
|--|----------------------------------|-----------------|--------------------------|----------------------------|
| DEPARTMENTS OF GOVERNMENT<br>APPROPRIATED ACCOUNTS | FISCAL YEAR ENDING JUNE 30, 2017 |                 |                          | ORIGINAL<br>APPROPRIATIONS |
|  | RESERVES                         | WARRANTS        | BALANCE                  |                            |
|  | 6-30-2017                        | SINCE<br>ISSUED | LAPSED<br>APPROPRIATIONS |                            |
| <b>23 INSURANCE - BENEFITS:</b>                    |                                  |                 |                          |                            |
| 23a Hospital                                       | \$ -                             | \$ -            | \$ -                     | \$ -                       |
| 23b Accident                                       | \$ -                             | \$ -            | \$ -                     | \$ -                       |
| 23c Life   | \$ -                             | \$ -            | \$ -                     | \$ -                       |
| 23d Property                                       | \$ -                             | \$ -            | \$ -                     | \$ -                       |
| 23e Workmans Compensation                          | \$ -                             | \$ -            | \$ -                     | \$ -                       |
| 23f Unemployment                                   | \$ -                             | \$ -            | \$ -                     | \$ -                       |
| 23g Retirement                                     | \$ -                             | \$ -            | \$ -                     | \$ -                       |
| 23h Self Insured                                   | \$ -                             | \$ -            | \$ -                     | \$ -                       |
| 23i FICA   | \$ -                             | \$ -            | \$ -                     | \$ -                       |
| 23j Other -  | \$ -                             | \$ -            | \$ -                     | \$ -                       |
| 23 Total   | \$ -                             | \$ -            | \$ -                     | \$ -                       |
| <b>24 COUNTY PURCHASING AGENT:</b>                 |                                  |                 |                          |                            |
| 24a Personal Services                              | \$ -                             | \$ -            | \$ -                     | \$ -                       |
| 24b Part Time Help                                 | \$ -                             | \$ -            | \$ -                     | \$ -                       |
| 24c Travel   | \$ -                             | \$ -            | \$ -                     | \$ -                       |
| 24d Maintenance and Operation                      | \$ -                             | \$ -            | \$ -                     | \$ -                       |
| 24e Capital Outlay                                 | \$ -                             | \$ -            | \$ -                     | \$ -                       |
| 24f Intergovernmental                              | \$ -                             | \$ -            | \$ -                     | \$ -                       |
| 24g Other -  | \$ -                             | \$ -            | \$ -                     | \$ -                       |
| 24 Total   | \$ -                             | \$ -            | \$ -                     | \$ -                       |
| <b>25 DATA PROCESSING:</b>                         |                                  |                 |                          |                            |
| 25a Personal Services                              | \$ -                             | \$ -            | \$ -                     | \$ -                       |
| 25b Part Time Help                                 | \$ -                             | \$ -            | \$ -                     | \$ -                       |
| 25c Travel   | \$ -                             | \$ -            | \$ -                     | \$ -                       |
| 25d Maintenance and Operation                      | \$ -                             | \$ -            | \$ -                     | \$ -                       |
| 25e Capital Outlay                                 | \$ -                             | \$ -            | \$ -                     | \$ -                       |
| 25f Intergovernmental                              | \$ -                             | \$ -            | \$ -                     | \$ -                       |
| 25g Other -  | \$ -                             | \$ -            | \$ -                     | \$ -                       |
| 25 Total   | \$ -                             | \$ -            | \$ -                     | \$ -                       |
| <b>26 COUNTY SUPT. OF HEALTH</b>                   |                                  |                 |                          |                            |
| 26a Personal Services                              | \$ -                             | \$ -            | \$ -                     | \$ -                       |
| 26b Part Time Help                                 | \$ -                             | \$ -            | \$ -                     | \$ -                       |
| 26c Travel   | \$ -                             | \$ -            | \$ -                     | \$ -                       |
| 26d Maintenance and Operation                      | \$ -                             | \$ -            | \$ -                     | \$ -                       |
| 26e Capital Outlay                                 | \$ -                             | \$ -            | \$ -                     | \$ -                       |
| 26f Intergovernmental                              | \$ -                             | \$ -            | \$ -                     | \$ -                       |
| 26g Other -  | \$ -                             | \$ -            | \$ -                     | \$ -                       |
| 26 Total   | \$ -                             | \$ -            | \$ -                     | \$ -                       |
| <b>27 WELFARE AGENCIES:</b>                        |                                  |                 |                          |                            |
| 27a Personal Services                              | \$ -                             | \$ -            | \$ -                     | \$ -                       |
| 27b Part Time Help                                 | \$ -                             | \$ -            | \$ -                     | \$ -                       |
| 27c Travel   | \$ -                             | \$ -            | \$ -                     | \$ -                       |
| 27d Maintenance and Operation                      | \$ -                             | \$ -            | \$ -                     | \$ -                       |
| 27e Capital Outlay                                 | \$ -                             | \$ -            | \$ -                     | \$ -                       |
| 27f Intergovernmental                              | \$ -                             | \$ -            | \$ -                     | \$ -                       |
| 27g Other -  | \$ -                             | \$ -            | \$ -                     | \$ -                       |
| 27 Total   | \$ -                             | \$ -            | \$ -                     | \$ -                       |





GENERAL FUND ACCOUNTS COVERING THE PERIOD JULY 1, 2017, to JUNE 30, 2018  
ESTIMATE OF NEEDS FOR 2018-2019

EXHIBIT "A"

4c

| Schedule 8(c), Report Of Prior Year's Expenditures |                                  |                             |                                     |                            |
|--|----------------------------------|-----------------------------|-------------------------------------|----------------------------|
| DEPARTMENTS OF GOVERNMENT<br>APPROPRIATED ACCOUNTS | FISCAL YEAR ENDING JUNE 30, 2017 |                             |                                     | ORIGINAL<br>APPROPRIATIONS |
|  | RESERVES<br>6-30-2017            | WARRANTS<br>SINCE<br>ISSUED | BALANCE<br>LAPSED<br>APPROPRIATIONS |                            |
| <b>28 CHARITY:</b>                                 |                                  |                             |                                     |                            |
| 28a Personal Services                              | \$ -                             | \$ -                        | \$ -                                | \$ -                       |
| 28b Part Time Help                                 | \$ -                             | \$ -                        | \$ -                                | \$ -                       |
| 28c Travel   | \$ -                             | \$ -                        | \$ -                                | \$ -                       |
| 28d Maintenance and Operation                      | \$ -                             | \$ -                        | \$ -                                | \$ 1,000.00                |
| 28e Capital Outlay                                 | \$ -                             | \$ -                        | \$ -                                | \$ -                       |
| 28f Intergovernmental                              | \$ -                             | \$ -                        | \$ -                                | \$ -                       |
| 28g Other -  | \$ -                             | \$ -                        | \$ -                                | \$ -                       |
| 28 Total   | \$ -                             | \$ -                        | \$ -                                | \$ 1,000.00                |
| <b>29 FIRE FIGHTING SERVICES:</b>                  |                                  |                             |                                     |                            |
| 29a Personal Services                              | \$ -                             | \$ -                        | \$ -                                | \$ -                       |
| 29b Part Time Help                                 | \$ -                             | \$ -                        | \$ -                                | \$ -                       |
| 29c Travel   | \$ -                             | \$ -                        | \$ -                                | \$ -                       |
| 29d Maintenance and Operation                      | \$ -                             | \$ -                        | \$ -                                | \$ -                       |
| 29e Capital Outlay                                 | \$ -                             | \$ -                        | \$ -                                | \$ -                       |
| 29f Intergovernmental                              | \$ -                             | \$ -                        | \$ -                                | \$ -                       |
| 29g Equipment Lease Rentals                        | \$ -                             | \$ -                        | \$ -                                | \$ -                       |
| 29h Other -  | \$ -                             | \$ -                        | \$ -                                | \$ -                       |
| 29i Other -  | \$ -                             | \$ -                        | \$ -                                | \$ -                       |
| 29 Total   | \$ -                             | \$ -                        | \$ -                                | \$ -                       |
| <b>30 RECORDING ACCOUNT:</b>                       |                                  |                             |                                     |                            |
| 30a Personal Services                              | \$ -                             | \$ -                        | \$ -                                | \$ -                       |
| 30b Part Time Help                                 | \$ -                             | \$ -                        | \$ -                                | \$ -                       |
| 30c Travel   | \$ -                             | \$ -                        | \$ -                                | \$ -                       |
| 30d Maintenance and Operation                      | \$ -                             | \$ -                        | \$ -                                | \$ -                       |
| 30e Capital Outlay                                 | \$ -                             | \$ -                        | \$ -                                | \$ -                       |
| 30f Intergovernmental                              | \$ -                             | \$ -                        | \$ -                                | \$ -                       |
| 30g Other -  | \$ -                             | \$ -                        | \$ -                                | \$ -                       |
| 30 Total   | \$ -                             | \$ -                        | \$ -                                | \$ -                       |
| <b>31 COUNTY ENGINEER:</b>                         |                                  |                             |                                     |                            |
| 31a Personal Services                              | \$ -                             | \$ -                        | \$ -                                | \$ -                       |
| 31b Part Time Help                                 | \$ -                             | \$ -                        | \$ -                                | \$ -                       |
| 31c Travel   | \$ -                             | \$ -                        | \$ -                                | \$ -                       |
| 31d Maintenance and Operation                      | \$ -                             | \$ -                        | \$ -                                | \$ -                       |
| 31e Capital Outlay                                 | \$ -                             | \$ -                        | \$ -                                | \$ -                       |
| 31f Intergovernmental                              | \$ -                             | \$ -                        | \$ -                                | \$ -                       |
| 31g Other -  | \$ -                             | \$ -                        | \$ -                                | \$ -                       |
| 31h Other -  | \$ -                             | \$ -                        | \$ -                                | \$ -                       |
| 31 Total   | \$ -                             | \$ -                        | \$ -                                | \$ -                       |
| <b>32 LIBRARY:</b>                                 |                                  |                             |                                     |                            |
| 32a Personal Services                              | \$ -                             | \$ -                        | \$ -                                | \$ -                       |
| 32b Part Time Help                                 | \$ -                             | \$ -                        | \$ -                                | \$ -                       |
| 32c Travel   | \$ -                             | \$ -                        | \$ -                                | \$ -                       |
| 32d Maintenance and Operation                      | \$ -                             | \$ -                        | \$ -                                | \$ -                       |
| 32e Capital Outlay                                 | \$ -                             | \$ -                        | \$ -                                | \$ -                       |
| 32f Lawton library                                 | \$ -                             | \$ -                        | \$ -                                | \$ 25,000.00               |
| 32g Other - Elgin Library                          | \$ -                             | \$ -                        | \$ -                                | \$ 1,500.00                |
| 32 Total   | \$ -                             | \$ -                        | \$ -                                | \$ 26,500.00               |



GENERAL FUND ACCOUNTS COVERING THE PERIOD JULY 1, 2017, to JUNE 30, 2018  
ESTIMATE OF NEEDS FOR 2018-2019

EXHIBIT "A"

4f

| Schedule 8(f), Report Of Prior Year's Expenditures |                                  |                 |                          |                            |
|--|----------------------------------|-----------------|--------------------------|----------------------------|
| DEPARTMENTS OF GOVERNMENT<br>APPROPRIATED ACCOUNTS | FISCAL YEAR ENDING JUNE 30, 2017 |                 |                          | ORIGINAL<br>APPROPRIATIONS |
|  | RESERVES                         | WARRANTS        | BALANCE                  |                            |
|  | 6-30-2017                        | SINCE<br>ISSUED | LAPSED<br>APPROPRIATIONS |                            |
| <b>33 PUBLIC DEFENDER:</b>                         |                                  |                 |                          |                            |
| 33a Personal Services                              | \$ -                             | \$ -            | \$ -                     | \$ -                       |
| 33b Part Time Help                                 | \$ -                             | \$ -            | \$ -                     | \$ -                       |
| 33c Travel   | \$ -                             | \$ -            | \$ -                     | \$ -                       |
| 33d Maintenance and Operation                      | \$ -                             | \$ -            | \$ -                     | \$ -                       |
| 33e Capital Outlay                                 | \$ -                             | \$ -            | \$ -                     | \$ -                       |
| 33f Intergovernmental                              | \$ -                             | \$ -            | \$ -                     | \$ -                       |
| 33g Other -  | \$ -                             | \$ -            | \$ -                     | \$ -                       |
| 33h Other -  | \$ -                             | \$ -            | \$ -                     | \$ -                       |
| <b>33 Total</b>                                    | <b>\$ -</b>                      | <b>\$ -</b>     | <b>\$ -</b>              | <b>\$ -</b>                |
| <b>34 CIVIL DEFENSE/EMERGENCY MANAGEMENT</b>       |                                  |                 |                          |                            |
| 34a Personal Services                              | \$ -                             | \$ -            | \$ -                     | \$ -                       |
| 34b Part Time Help                                 | \$ -                             | \$ -            | \$ -                     | \$ -                       |
| 34c Travel   | \$ -                             | \$ -            | \$ -                     | \$ -                       |
| 34d Maintenance and Operation                      | \$ -                             | \$ -            | \$ -                     | \$ -                       |
| 34e Capital Outlay                                 | \$ -                             | \$ -            | \$ -                     | \$ -                       |
| 34f Intergovernmental                              | \$ -                             | \$ -            | \$ -                     | \$ -                       |
| 34g Other -  | \$ -                             | \$ -            | \$ -                     | \$ -                       |
| <b>34 Total</b>                                    | <b>\$ -</b>                      | <b>\$ -</b>     | <b>\$ -</b>              | <b>\$ -</b>                |
| <b>36 SOLID WASTE:</b>                             |                                  |                 |                          |                            |
| 36a Personal Services                              | \$ -                             | \$ -            | \$ -                     | \$ -                       |
| 36b Part Time Help                                 | \$ -                             | \$ -            | \$ -                     | \$ -                       |
| 36c Travel   | \$ -                             | \$ -            | \$ -                     | \$ -                       |
| 36d Maintenance and Operation                      | \$ -                             | \$ -            | \$ -                     | \$ -                       |
| 36e Capital Outlay                                 | \$ -                             | \$ -            | \$ -                     | \$ -                       |
| 36f Intergovernmental                              | \$ -                             | \$ -            | \$ -                     | \$ -                       |
| 36g Other -  | \$ -                             | \$ -            | \$ -                     | \$ -                       |
| 36h Other -  | \$ -                             | \$ -            | \$ -                     | \$ -                       |
| <b>36 Total</b>                                    | <b>\$ -</b>                      | <b>\$ -</b>     | <b>\$ -</b>              | <b>\$ -</b>                |
| <b>38 SOIL CONSERVATION DISTRICT:</b>              |                                  |                 |                          |                            |
| 38a Personal Services                              | \$ -                             | \$ -            | \$ -                     | \$ -                       |
| 38b Part Time Help                                 | \$ -                             | \$ -            | \$ -                     | \$ -                       |
| 38c Travel   | \$ -                             | \$ -            | \$ -                     | \$ -                       |
| 38d Maintenance and Operation                      | \$ -                             | \$ -            | \$ -                     | \$ -                       |
| 38e Capital Outlay                                 | \$ -                             | \$ -            | \$ -                     | \$ -                       |
| 38f Intergovernmental                              | \$ -                             | \$ -            | \$ -                     | \$ -                       |
| 38g Other -  | \$ -                             | \$ -            | \$ -                     | \$ -                       |
| 38h Other -  | \$ -                             | \$ -            | \$ -                     | \$ -                       |
| <b>38 Total</b>                                    | <b>\$ -</b>                      | <b>\$ -</b>     | <b>\$ -</b>              | <b>\$ -</b>                |
| <b>40 REWARD FUND:</b>                             |                                  |                 |                          |                            |
| 40a Personal Services                              | \$ -                             | \$ -            | \$ -                     | \$ -                       |
| 40b Part Time Help                                 | \$ -                             | \$ -            | \$ -                     | \$ -                       |
| 40c Travel   | \$ -                             | \$ -            | \$ -                     | \$ -                       |
| 40d Maintenance and Operation                      | \$ -                             | \$ -            | \$ -                     | \$ -                       |
| 40e Capital Outlay                                 | \$ -                             | \$ -            | \$ -                     | \$ -                       |
| 40f Intergovernmental                              | \$ -                             | \$ -            | \$ -                     | \$ -                       |
| 40g Other -  | \$ -                             | \$ -            | \$ -                     | \$ -                       |
| <b>40 Total</b>                                    | <b>\$ -</b>                      | <b>\$ -</b>     | <b>\$ -</b>              | <b>\$ -</b>                |



GENERAL FUND ACCOUNTS COVERING THE PERIOD JULY 1, 2017, to JUNE 30, 2018  
ESTIMATE OF NEEDS FOR 2018-2019

EXHIBIT "A"

4g

| Schedule 8(g), Report Of Prior Year's Expenditures |                                  |                             |                                     |                            |
|--|----------------------------------|-----------------------------|-------------------------------------|----------------------------|
| DEPARTMENTS OF GOVERNMENT<br>APPROPRIATED ACCOUNTS | FISCAL YEAR ENDING JUNE 30, 2017 |                             |                                     | ORIGINAL<br>APPROPRIATIONS |
|  | RESERVES<br>6-30-2017            | WARRANTS<br>SINCE<br>ISSUED | BALANCE<br>LAPSED<br>APPROPRIATIONS |                            |
| 60 Juvenile Detention Center                       |                                  |                             |                                     |                            |
| 60a Personal Services                              | \$ -                             | \$ -                        | \$ -                                | \$ -                       |
| 60b Part Time Help                                 | \$ -                             | \$ -                        | \$ -                                | \$ -                       |
| 60c Travel   | \$ -                             | \$ -                        | \$ -                                | \$ -                       |
| 60d Maintenance and Operation                      | \$ -                             | \$ -                        | \$ -                                | \$ 285,427.18              |
| 60e Capital Outlay                                 | \$ -                             | \$ -                        | \$ -                                | \$ -                       |
| 60f Intergovernmental                              | \$ -                             | \$ -                        | \$ -                                | \$ -                       |
| 60g Other -  | \$ -                             | \$ -                        | \$ -                                | \$ -                       |
| 60h Other -  | \$ -                             | \$ -                        | \$ -                                | \$ -                       |
| 60 Total   | \$ -                             | \$ -                        | \$ -                                | \$ 285,427.18              |
| 61 E-911   |                                  |                             |                                     |                            |
| 61a Personal Services                              | \$ -                             | \$ -                        | \$ -                                | \$ -                       |
| 61b Part Time Help                                 | \$ -                             | \$ -                        | \$ -                                | \$ -                       |
| 61c Travel   | \$ -                             | \$ -                        | \$ -                                | \$ -                       |
| 61d Maintenance and Operation                      | \$ 70,941.50                     | \$ -                        | \$ 70,941.50                        | \$ 410,345.56              |
| 61e Capital Outlay                                 | \$ -                             | \$ -                        | \$ -                                | \$ -                       |
| 61f Intergovernmental                              | \$ -                             | \$ -                        | \$ -                                | \$ -                       |
| 61g Other -  | \$ -                             | \$ -                        | \$ -                                | \$ -                       |
| 61h Other -  | \$ -                             | \$ -                        | \$ -                                | \$ -                       |
| 61 Total   | \$ 70,941.50                     | \$ -                        | \$ 70,941.50                        | \$ 410,345.56              |
| 62   |                                  |                             |                                     |                            |
| 62a Personal Services                              | \$ -                             | \$ -                        | \$ -                                | \$ -                       |
| 62b Part Time Help                                 | \$ -                             | \$ -                        | \$ -                                | \$ -                       |
| 62c Travel   | \$ -                             | \$ -                        | \$ -                                | \$ -                       |
| 62d Maintenance and Operation                      | \$ -                             | \$ -                        | \$ -                                | \$ -                       |
| 62e Capital Outlay                                 | \$ -                             | \$ -                        | \$ -                                | \$ -                       |
| 62f Intergovernmental                              | \$ -                             | \$ -                        | \$ -                                | \$ -                       |
| 62g Other -  | \$ -                             | \$ -                        | \$ -                                | \$ -                       |
| 62h Other -  | \$ -                             | \$ -                        | \$ -                                | \$ -                       |
| 62 Total   | \$ -                             | \$ -                        | \$ -                                | \$ -                       |
| 63   |                                  |                             |                                     |                            |
| 63a Personal Services                              | \$ -                             | \$ -                        | \$ -                                | \$ -                       |
| 63b Part Time Help                                 | \$ -                             | \$ -                        | \$ -                                | \$ -                       |
| 63c Travel   | \$ -                             | \$ -                        | \$ -                                | \$ -                       |
| 63d Maintenance and Operation                      | \$ -                             | \$ -                        | \$ -                                | \$ -                       |
| 63e Capital Outlay                                 | \$ -                             | \$ -                        | \$ -                                | \$ -                       |
| 63f Intergovernmental                              | \$ -                             | \$ -                        | \$ -                                | \$ -                       |
| 63g Other -  | \$ -                             | \$ -                        | \$ -                                | \$ -                       |
| 63 Total   | \$ -                             | \$ -                        | \$ -                                | \$ -                       |
| 64   |                                  |                             |                                     |                            |
| 64a Personal Services                              | \$ -                             | \$ -                        | \$ -                                | \$ -                       |
| 64b Part Time Help                                 | \$ -                             | \$ -                        | \$ -                                | \$ -                       |
| 64c Travel   | \$ -                             | \$ -                        | \$ -                                | \$ -                       |
| 64d Maintenance and Operation                      | \$ -                             | \$ -                        | \$ -                                | \$ -                       |
| 64e Capital Outlay                                 | \$ -                             | \$ -                        | \$ -                                | \$ -                       |
| 64f Intergovernmental                              | \$ -                             | \$ -                        | \$ -                                | \$ -                       |
| 64g Other -  | \$ -                             | \$ -                        | \$ -                                | \$ -                       |
| 64 Total   | \$ -                             | \$ -                        | \$ -                                | \$ -                       |





GENERAL FUND ACCOUNTS COVERING THE PERIOD JULY 1, 2017, to JUNE 30, 2018  
ESTIMATE OF NEEDS FOR 2018-2019

EXHIBIT "A"

4h

| Schedule 8(h), Report Of Prior Year's Expenditures |                                  |                 |                          |                            |
|--|----------------------------------|-----------------|--------------------------|----------------------------|
| DEPARTMENTS OF GOVERNMENT<br>APPROPRIATED ACCOUNTS | FISCAL YEAR ENDING JUNE 30, 2017 |                 |                          | ORIGINAL<br>APPROPRIATIONS |
|  | RESERVES                         | WARRANTS        | BALANCE                  |                            |
|  | 6-30-2017                        | SINCE<br>ISSUED | LAPSED<br>APPROPRIATIONS |                            |
| 65   |                                  |                 |                          |                            |
| 65a Personal Services                              | \$ -                             | \$ -            | \$ -                     | \$ -                       |
| 65b Part Time Help                                 | \$ -                             | \$ -            | \$ -                     | \$ -                       |
| 65c Travel   | \$ -                             | \$ -            | \$ -                     | \$ -                       |
| 65d Maintenance and Operation                      | \$ -                             | \$ -            | \$ -                     | \$ -                       |
| 65e Capital Outlay                                 | \$ -                             | \$ -            | \$ -                     | \$ -                       |
| 65f Intergovernmental                              | \$ -                             | \$ -            | \$ -                     | \$ -                       |
| 65g Other -  | \$ -                             | \$ -            | \$ -                     | \$ -                       |
| 65h Other -  | \$ -                             | \$ -            | \$ -                     | \$ -                       |
| 65 Total   | \$ -                             | \$ -            | \$ -                     | \$ -                       |
| 66   |                                  |                 |                          |                            |
| 66a Personal Services                              | \$ -                             | \$ -            | \$ -                     | \$ -                       |
| 66b Part Time Help                                 | \$ -                             | \$ -            | \$ -                     | \$ -                       |
| 66c Travel   | \$ -                             | \$ -            | \$ -                     | \$ -                       |
| 66d Maintenance and Operation                      | \$ -                             | \$ -            | \$ -                     | \$ -                       |
| 66e Capital Outlay                                 | \$ -                             | \$ -            | \$ -                     | \$ -                       |
| 66f Intergovernmental                              | \$ -                             | \$ -            | \$ -                     | \$ -                       |
| 66g Other -  | \$ -                             | \$ -            | \$ -                     | \$ -                       |
| 66h Other -  | \$ -                             | \$ -            | \$ -                     | \$ -                       |
| 66 Total   | \$ -                             | \$ -            | \$ -                     | \$ -                       |
| 67   |                                  |                 |                          |                            |
| 67a Personal Services                              | \$ -                             | \$ -            | \$ -                     | \$ -                       |
| 67b Part Time Help                                 | \$ -                             | \$ -            | \$ -                     | \$ -                       |
| 67c Travel   | \$ -                             | \$ -            | \$ -                     | \$ -                       |
| 67d Maintenance and Operation                      | \$ -                             | \$ -            | \$ -                     | \$ -                       |
| 67e Capital Outlay                                 | \$ -                             | \$ -            | \$ -                     | \$ -                       |
| 67f Intergovernmental                              | \$ -                             | \$ -            | \$ -                     | \$ -                       |
| 67g Other -  | \$ -                             | \$ -            | \$ -                     | \$ -                       |
| 67h Other -  | \$ -                             | \$ -            | \$ -                     | \$ -                       |
| 67 Total   | \$ -                             | \$ -            | \$ -                     | \$ -                       |
| 68 Contingencies                                   |                                  |                 |                          |                            |
| 68a Personal Services                              | \$ -                             | \$ -            | \$ -                     | \$ -                       |
| 68b Part Time Help                                 | \$ -                             | \$ -            | \$ -                     | \$ -                       |
| 68c Travel   | \$ -                             | \$ -            | \$ -                     | \$ -                       |
| 68d Maintenance and Operation                      | \$ 9,500.00                      | \$ -            | \$ 9,500.00              | \$ 733,420.36              |
| 68e Capital Outlay                                 | \$ -                             | \$ -            | \$ -                     | \$ -                       |
| 68f Intergovernmental                              | \$ -                             | \$ -            | \$ -                     | \$ -                       |
| 68g Other -  | \$ -                             | \$ -            | \$ -                     | \$ -                       |
| 68 Total   | \$ 9,500.00                      | \$ -            | \$ 9,500.00              | \$ 733,420.36              |
| 69   |                                  |                 |                          |                            |
| 69a Personal Services                              | \$ -                             | \$ -            | \$ -                     | \$ -                       |
| 69b Part Time Help                                 | \$ -                             | \$ -            | \$ -                     | \$ -                       |
| 69c Travel   | \$ -                             | \$ -            | \$ -                     | \$ -                       |
| 69d Maintenance and Operation                      | \$ -                             | \$ -            | \$ -                     | \$ -                       |
| 69e Capital Outlay                                 | \$ -                             | \$ -            | \$ -                     | \$ -                       |
| 69f Intergovernmental                              | \$ -                             | \$ -            | \$ -                     | \$ -                       |
| 69g Other -  | \$ -                             | \$ -            | \$ -                     | \$ -                       |
| 69 Total   | \$ -                             | \$ -            | \$ -                     | \$ -                       |



GENERAL FUND ACCOUNTS COVERING THE PERIOD JULY 1, 2017, to JUNE 30, 2018  
ESTIMATE OF NEEDS FOR 2018-2019

EXHIBIT "A"

4i

| Schedule 8(i), Report Of Prior Year's Expenditures |                                  |                 |                          |                            |
|--|----------------------------------|-----------------|--------------------------|----------------------------|
| DEPARTMENTS OF GOVERNMENT<br>APPROPRIATED ACCOUNTS | FISCAL YEAR ENDING JUNE 30, 2017 |                 |                          | ORIGINAL<br>APPROPRIATIONS |
|  | RESERVES                         | WARRANTS        | BALANCE                  |                            |
|  | 6-30-2017                        | SINCE<br>ISSUED | LAPSED<br>APPROPRIATIONS |                            |
| <b>80 HIGHWAY BUDGET ACCOUNT:</b>                  |                                  |                 |                          |                            |
| 80a Personal Services                              | \$ -                             | \$ -            | \$ -                     | \$ -                       |
| 80b Part Time Help                                 | \$ -                             | \$ -            | \$ -                     | \$ -                       |
| 80c Travel   | \$ -                             | \$ -            | \$ -                     | \$ -                       |
| 80d Maintenance and Operation                      | \$ -                             | \$ -            | \$ -                     | \$ -                       |
| 80e Capital Outlay                                 | \$ -                             | \$ -            | \$ -                     | \$ -                       |
| 80f Intergovernmental                              | \$ -                             | \$ -            | \$ -                     | \$ -                       |
| 80g Other -  | \$ -                             | \$ -            | \$ -                     | \$ -                       |
| 80h Other -  | \$ -                             | \$ -            | \$ -                     | \$ -                       |
| 80j Other -  | \$ -                             | \$ -            | \$ -                     | \$ -                       |
| <b>80 Total</b>                                    | <b>\$ -</b>                      | <b>\$ -</b>     | <b>\$ -</b>              | <b>\$ -</b>                |
| <b>82 COUNTY AUDIT BUDGET ACCOUNT:</b>             |                                  |                 |                          |                            |
| 82a Salaries and Expense of Audit and Report       | \$ 1,120.00                      | \$ -            | \$ 1,120.00              | \$ 71,038.58               |
| 82b Intergovernmental                              | \$ -                             | \$ -            | \$ -                     | \$ -                       |
| 82c Other -  | \$ -                             | \$ -            | \$ -                     | \$ -                       |
| <b>82 Total</b>                                    | <b>\$ 1,120.00</b>               | <b>\$ -</b>     | <b>\$ 1,120.00</b>       | <b>\$ 71,038.58</b>        |
| <b>83 COUNTY CEMETARY ACCOUNT:</b>                 |                                  |                 |                          |                            |
| 83a Personal Services                              | \$ -                             | \$ -            | \$ -                     | \$ -                       |
| 83b Part Time Help                                 | \$ -                             | \$ -            | \$ -                     | \$ -                       |
| 83c Travel   | \$ -                             | \$ -            | \$ -                     | \$ -                       |
| 83d Maintenance and Operation                      | \$ -                             | \$ -            | \$ -                     | \$ -                       |
| 83e Capital Outlay                                 | \$ -                             | \$ -            | \$ -                     | \$ -                       |
| 83f Intergovernmental                              | \$ -                             | \$ -            | \$ -                     | \$ -                       |
| 83g Other -  | \$ -                             | \$ -            | \$ -                     | \$ -                       |
| 83h Other -  | \$ -                             | \$ -            | \$ -                     | \$ -                       |
| <b>83 Total</b>                                    | <b>\$ -</b>                      | <b>\$ -</b>     | <b>\$ -</b>              | <b>\$ -</b>                |
| <b>84 FREE FAIR BUDGET ACCOUNT:</b>                |                                  |                 |                          |                            |
| 84a Personal Services                              | \$ -                             | \$ -            | \$ -                     | \$ -                       |
| 84b Part Time Help                                 | \$ -                             | \$ -            | \$ -                     | \$ -                       |
| 84c Travel   | \$ -                             | \$ -            | \$ -                     | \$ -                       |
| 84d Maintenance and Operation                      | \$ -                             | \$ -            | \$ -                     | \$ 255,826.00              |
| 84e Capital Outlay                                 | \$ -                             | \$ -            | \$ -                     | \$ 2,000.00                |
| 84f Intergovernmental                              | \$ -                             | \$ -            | \$ -                     | \$ -                       |
| 84g Premiums and Awards                            | \$ -                             | \$ -            | \$ -                     | \$ 68,300.00               |
| 84h Other -  | \$ -                             | \$ -            | \$ -                     | \$ -                       |
| 84i Other -  | \$ -                             | \$ -            | \$ -                     | \$ -                       |
| <b>84 Total</b>                                    | <b>\$ -</b>                      | <b>\$ -</b>     | <b>\$ -</b>              | <b>\$ 326,126.00</b>       |
| <b>86 FREE FAIR IMPROVEMENT ACCOUNT:</b>           |                                  |                 |                          |                            |
| 86a Personal Services                              | \$ -                             | \$ -            | \$ -                     | \$ -                       |
| 86b Part Time Help                                 | \$ -                             | \$ -            | \$ -                     | \$ -                       |
| 86c Travel   | \$ -                             | \$ -            | \$ -                     | \$ -                       |
| 86d Maintenance and Operation                      | \$ -                             | \$ -            | \$ -                     | \$ -                       |
| 86e Capital Outlay                                 | \$ -                             | \$ -            | \$ -                     | \$ -                       |
| 86f Intergovernmental                              | \$ -                             | \$ -            | \$ -                     | \$ -                       |
| 86g Other -  | \$ -                             | \$ -            | \$ -                     | \$ -                       |
| 86h Other -  | \$ -                             | \$ -            | \$ -                     | \$ -                       |
| <b>86 Total</b>                                    | <b>\$ -</b>                      | <b>\$ -</b>     | <b>\$ -</b>              | <b>\$ -</b>                |





GENERAL FUND ACCOUNTS COVERING THE PERIOD JULY 1, 2017, to JUNE 30, 2018  
ESTIMATE OF NEEDS FOR 2018-2019

EXHIBIT "A"

4j

| Schedule 8(j), Report Of Prior Year's Expenditures |                                  |                 |                          |                            |
|--|----------------------------------|-----------------|--------------------------|----------------------------|
| DEPARTMENTS OF GOVERNMENT<br>APPROPRIATED ACCOUNTS | FISCAL YEAR ENDING JUNE 30, 2017 |                 |                          | ORIGINAL<br>APPROPRIATIONS |
|  | RESERVES                         | WARRANTS        | BALANCE                  |                            |
|  | 6-30-2017                        | SINCE<br>ISSUED | LAPSED<br>APPROPRIATIONS |                            |
| <b>87 LIBRARY BUDGET ACCOUNT:</b>                  |                                  |                 |                          |                            |
| 87a Personal Services                              | \$ -                             | \$ -            | \$ -                     | \$ -                       |
| 87b Part Time Help                                 | \$ -                             | \$ -            | \$ -                     | \$ -                       |
| 87c Travel   | \$ -                             | \$ -            | \$ -                     | \$ -                       |
| 87d Maintenance and Operation                      | \$ -                             | \$ -            | \$ -                     | \$ -                       |
| 87e Capital Outlay                                 | \$ -                             | \$ -            | \$ -                     | \$ -                       |
| 87f Intergovernmental                              | \$ -                             | \$ -            | \$ -                     | \$ -                       |
| 87g Other -  | \$ -                             | \$ -            | \$ -                     | \$ -                       |
| <b>87 Total</b>                                    | <b>\$ -</b>                      | <b>\$ -</b>     | <b>\$ -</b>              | <b>\$ -</b>                |
| <b>88 PUBLIC HEALTH BUDGET ACCOUNT:</b>            |                                  |                 |                          |                            |
| 88a Personal Services                              | \$ -                             | \$ -            | \$ -                     | \$ -                       |
| 88b Part Time Help                                 | \$ -                             | \$ -            | \$ -                     | \$ -                       |
| 88c Travel   | \$ -                             | \$ -            | \$ -                     | \$ -                       |
| 88d Maintenance and Operation                      | \$ -                             | \$ -            | \$ -                     | \$ -                       |
| 88e Capital Outlay                                 | \$ -                             | \$ -            | \$ -                     | \$ -                       |
| 88f Intergovernmental                              | \$ -                             | \$ -            | \$ -                     | \$ -                       |
| 88g Other -  | \$ -                             | \$ -            | \$ -                     | \$ -                       |
| 88h Other -  | \$ -                             | \$ -            | \$ -                     | \$ -                       |
| <b>88 Total</b>                                    | <b>\$ -</b>                      | <b>\$ -</b>     | <b>\$ -</b>              | <b>\$ -</b>                |
| <b>89 COUNTY HOSPITAL BUDGET ACCOUNT:</b>          |                                  |                 |                          |                            |
| 89a Personal Services                              | \$ -                             | \$ -            | \$ -                     | \$ -                       |
| 89b Part Time Help                                 | \$ -                             | \$ -            | \$ -                     | \$ -                       |
| 89c Travel   | \$ -                             | \$ -            | \$ -                     | \$ -                       |
| 89d Maintenance and Operation                      | \$ -                             | \$ -            | \$ -                     | \$ 177,596.44              |
| 89e Capital Outlay                                 | \$ -                             | \$ -            | \$ -                     | \$ -                       |
| 89f Intergovernmental                              | \$ -                             | \$ -            | \$ -                     | \$ -                       |
| 89g Other -  | \$ -                             | \$ -            | \$ -                     | \$ -                       |
| 89h Other -  | \$ -                             | \$ -            | \$ -                     | \$ -                       |
| <b>89 Total</b>                                    | <b>\$ -</b>                      | <b>\$ -</b>     | <b>\$ -</b>              | <b>\$ 177,596.44</b>       |
| <b>90 CHILD GUIDANCE CLINIC</b>                    |                                  |                 |                          |                            |
| 90a Personal Services                              | \$ -                             | \$ -            | \$ -                     | \$ -                       |
| 90b Part Time Help                                 | \$ -                             | \$ -            | \$ -                     | \$ -                       |
| 90c Travel   | \$ -                             | \$ -            | \$ -                     | \$ -                       |
| 90d Maintenance and Operation                      | \$ -                             | \$ -            | \$ -                     | \$ -                       |
| 90e Capital Outlay                                 | \$ -                             | \$ -            | \$ -                     | \$ -                       |
| 90f Intergovernmental                              | \$ -                             | \$ -            | \$ -                     | \$ -                       |
| 90g Other -  | \$ -                             | \$ -            | \$ -                     | \$ -                       |
| <b>90 Total</b>                                    | <b>\$ -</b>                      | <b>\$ -</b>     | <b>\$ -</b>              | <b>\$ -</b>                |
| <b>91 TICK ERADICATION ACCOUNT:</b>                |                                  |                 |                          |                            |
| 91a Personal Services                              | \$ -                             | \$ -            | \$ -                     | \$ -                       |
| 91b Part Time Help                                 | \$ -                             | \$ -            | \$ -                     | \$ -                       |
| 91c Travel   | \$ -                             | \$ -            | \$ -                     | \$ -                       |
| 91d Maintenance and Operation                      | \$ -                             | \$ -            | \$ -                     | \$ -                       |
| 91e Capital Outlay                                 | \$ -                             | \$ -            | \$ -                     | \$ -                       |
| 91f Intergovernmental                              | \$ -                             | \$ -            | \$ -                     | \$ -                       |
| 91g Other -  | \$ -                             | \$ -            | \$ -                     | \$ -                       |
| 91h Other -  | \$ -                             | \$ -            | \$ -                     | \$ -                       |
| <b>91 Total</b>                                    | <b>\$ -</b>                      | <b>\$ -</b>     | <b>\$ -</b>              | <b>\$ -</b>                |



GENERAL FUND ACCOUNTS COVERING THE PERIOD JULY 1, 2017, to JUNE 30, 2018  
ESTIMATE OF NEEDS FOR 2018-2019

EXHIBIT "A"

4k

| Schedule 8(k), Report Of Prior Year's Expenditures |                                  |                 |                          |                            |
|--|----------------------------------|-----------------|--------------------------|----------------------------|
| DEPARTMENTS OF GOVERNMENT<br>APPROPRIATED ACCOUNTS | FISCAL YEAR ENDING JUNE 30, 2017 |                 |                          | ORIGINAL<br>APPROPRIATIONS |
|  | RESERVES                         | WARRANTS        | BALANCE                  |                            |
|  | 6-30-2017                        | SINCE<br>ISSUED | LAPSED<br>APPROPRIATIONS |                            |
| <b>92 BUILDING MAINTENANCE ACCOUNT:</b>            |                                  |                 |                          |                            |
| 92a Personal Services                              | \$ -                             | \$ -            | \$ -                     | \$ -                       |
| 92b Part Time Help                                 | \$ -                             | \$ -            | \$ -                     | \$ -                       |
| 92c Travel   | \$ -                             | \$ -            | \$ -                     | \$ -                       |
| 92d Maintenance and Operation                      | \$ -                             | \$ -            | \$ -                     | \$ -                       |
| 92e Capital Outlay                                 | \$ -                             | \$ -            | \$ -                     | \$ -                       |
| 92f Intergovernmental                              | \$ -                             | \$ -            | \$ -                     | \$ -                       |
| 92g Other -  | \$ -                             | \$ -            | \$ -                     | \$ -                       |
| 92h Other -  | \$ -                             | \$ -            | \$ -                     | \$ -                       |
| 92j Other -  | \$ -                             | \$ -            | \$ -                     | \$ -                       |
| 92 Total   | \$ -                             | \$ -            | \$ -                     | \$ -                       |
| <b>93</b>  |                                  |                 |                          |                            |
| 93a Personal Services                              | \$ -                             | \$ -            | \$ -                     | \$ -                       |
| 93b Part Time Help                                 | \$ -                             | \$ -            | \$ -                     | \$ -                       |
| 93c Travel   | \$ -                             | \$ -            | \$ -                     | \$ -                       |
| 93d Maintenance and Operation                      | \$ -                             | \$ -            | \$ -                     | \$ -                       |
| 93e Capital Outlay                                 | \$ -                             | \$ -            | \$ -                     | \$ -                       |
| 93f Intergovernmental                              | \$ -                             | \$ -            | \$ -                     | \$ -                       |
| 93g Other -  | \$ -                             | \$ -            | \$ -                     | \$ -                       |
| 93h Other -  | \$ -                             | \$ -            | \$ -                     | \$ -                       |
| 93 Total   | \$ -                             | \$ -            | \$ -                     | \$ -                       |
| <b>94</b>  |                                  |                 |                          |                            |
| 94a Personal Services                              | \$ -                             | \$ -            | \$ -                     | \$ -                       |
| 94b Part Time Help                                 | \$ -                             | \$ -            | \$ -                     | \$ -                       |
| 94c Travel   | \$ -                             | \$ -            | \$ -                     | \$ -                       |
| 94d Maintenance and Operation                      | \$ -                             | \$ -            | \$ -                     | \$ -                       |
| 94e Capital Outlay                                 | \$ -                             | \$ -            | \$ -                     | \$ -                       |
| 94f Intergovernmental                              | \$ -                             | \$ -            | \$ -                     | \$ -                       |
| 94g Other -  | \$ -                             | \$ -            | \$ -                     | \$ -                       |
| 94h Other -  | \$ -                             | \$ -            | \$ -                     | \$ -                       |
| 94 Total   | \$ -                             | \$ -            | \$ -                     | \$ -                       |
| <b>98 OTHER USE:</b>                               |                                  |                 |                          |                            |
| 98a Other Deductions                               | \$ -                             | \$ -            | \$ -                     | \$ -                       |
| 98 Total   | \$ -                             | \$ -            | \$ -                     | \$ -                       |
| <b>TOTAL GENERAL FUND ACCOUNT</b>                  |                                  |                 |                          |                            |
|  | \$ 169,183.57                    | \$ -            | \$ 169,183.57            | \$ 9,515,040.36            |
| <b>SUBJECT TO WARRANT ISSUE:</b>                   |                                  |                 |                          |                            |
| 99 Provision for Interest on Warrants              | \$ -                             | \$ -            | \$ -                     | \$ 11,000.00               |
| <b>GRAND TOTAL GENERAL FUND</b>                    | \$ 169,183.57                    | \$ -            | \$ 169,183.57            | \$ 9,526,040.36            |

| ESTIMATE OF NEEDS FOR THE FISCAL YEAR  |
|--|
| <b>PURPOSE:</b>  |
| Current Expense  |
| Pro rata share of County Assessor's Budget as determined by County Excise Board          |
| (This amount is included in the appropriated account "17 Revaluation of Real Property".) |
| <b>GRAND TOTAL - General Fund</b>  |



HIGHWAY FUND ACCOUNTS COVERING THE PERIOD JULY 1, 2017, to JUNE 30, 2018  
ESTIMATE OF NEEDS FOR 2018-2019

EXHIBIT "D"

1

| Schedule 1, Current Balance Sheet - June 30, 2018        |                        |
|--|------------------------|
|  | Amount                 |
| <b>ASSETS:</b>   |                        |
| Cash Balance June 30, 2018                               | \$ 2,920,070.30        |
| Investments  | \$ -                   |
| <b>TOTAL ASSETS</b>                                      | <b>\$ 2,920,070.30</b> |
| <b>LIABILITIES AND RESERVES:</b>                         |                        |
| Warrants Outstanding                                     | \$ 71,959.81           |
| Reserve for Interest on Warrants                         | \$ -                   |
| Reserves From Schedule 8                                 | \$ 371,430.24          |
| <b>TOTAL LIABILITIES AND RESERVES</b>                    | <b>\$ 443,390.05</b>   |
| <b>CASH FUND BALANCE JUNE 30, 2018</b>                   | <b>\$ 2,476,680.25</b> |
| <b>TOTAL LIABILITIES, RESERVES AND CASH FUND BALANCE</b> | <b>\$ 2,920,070.30</b> |

| Schedule 5, Expenditures Highway Fund Cash Accounts of Current and All Prior Years |                        |
|--|------------------------|
| CURRENT AND ALL PRIOR YEARS  | 2017-2018              |
| Cash Balance Reported to Excise Board 6-30-2017                                    | \$ 2,940,714.44        |
| Cash Fund Balance Transferred Out  | \$ -                   |
| Cash Fund Balance Transferred In   | \$ -                   |
| Adjusted Cash Balance  | \$ 2,940,714.44        |
| Miscellaneous Revenue (Schedule 4)   | \$ 5,679,171.69        |
| Cash Fund Balance Forward From Preceding Year                                      | \$ 167,591.48          |
| Prior Expenditures Recovered   | \$ -                   |
| <b>TOTAL RECEIPTS</b>  | <b>\$ 5,846,763.17</b> |
| <b>TOTAL RECEIPTS AND BALANCE</b>  | <b>\$ 8,787,477.61</b> |
| Warrants of Year in Caption  | \$ 5,867,407.31        |
| Interest Paid Thereon  | \$ -                   |
| <b>TOTAL DISBURSEMENTS</b>   | <b>\$ 5,867,407.31</b> |
| <b>CASH BALANCE JUNE 30, 2018</b>  | <b>\$ 2,920,070.30</b> |
| Reserve for Warrants Outstanding   | \$ 71,959.81           |
| Reserve for Interest on Warrants   | \$ -                   |
| Reserves From Schedule 8   | \$ 371,430.24          |
| <b>TOTAL LIABILITIES AND RESERVE</b>   | <b>\$ 443,390.05</b>   |
| <b>DEFICIT: (Red Figure)</b>   | <b>\$ -</b>            |
| <b>CASH BALANCE FORWARD TO SUCCEEDING YEAR</b>                                     | <b>\$ 2,476,680.25</b> |

| Schedule 6, General Fund Warrant Account of Current and All Prior Years |                        |
|---|------------------------|
| CURRENT AND ALL PRIOR YEARS   | TOTAL                  |
| Warrants Outstanding 6-30-2017 of Year in Caption                       | \$ 44,311.52           |
| Warrants Registered During Year   | \$ 6,171,183.14        |
| <b>TOTAL</b>  | <b>\$ 6,215,494.66</b> |
| Warrants Paid During Year   | \$ 6,143,534.85        |
| Warrants Converted to Bonds or Judgements                               | \$ -                   |
| Warrants Cancelled  | \$ -                   |
| Warrants Estopped by Statute  | \$ -                   |
| <b>TOTAL WARRANTS RETIRED</b>   | <b>\$ 6,143,534.85</b> |
| <b>BALANCE WARRANTS OUTSTANDING JUNE 30, 2018</b>                       | <b>\$ 71,959.81</b>    |



HIGHWAY FUND ACCOUNTS COVERING THE PERIOD JULY 1, 2017, to JUNE 30, 2018  
ESTIMATE OF NEEDS FOR 2018-2019

| Schedule 2, Revenue and Requirements - 2018-2019             |                 |                        |
|--|-----------------|------------------------|
|  | Detail          | Total                  |
| <b>REVENUE:</b>  |                 |                        |
| Cash Balance June 30, 2017                                   | \$ 2,940,714.44 |                        |
| Cash Fund Balance Transferred From Prior Years               | \$ 167,591.48   |                        |
| Miscellaneous Revenue Apportioned                            | \$ 5,679,171.69 |                        |
| <b>TOTAL REVENUE</b>   |                 | <b>\$ 8,787,477.61</b> |
| <b>REQUIREMENTS:</b>   |                 |                        |
| Claims Paid by Warrants Issued & Transfer Fees Apportioned   | \$ 5,939,367.12 |                        |
| Reserves From Schedule 8                                     | \$ 371,430.24   |                        |
| Interest Paid on Warrants                                    | \$ -            |                        |
| Reserve for Interest on Warrants                             | \$ -            |                        |
| <b>TOTAL REQUIREMENTS</b>                                    |                 | <b>\$ 6,310,797.36</b> |
| <b>ADD: CASH FUND BALANCE AS PER BALANCE SHEET 6-30-2011</b> |                 | <b>\$ 2,476,680.25</b> |
| <b>TOTAL REQUIREMENTS AND CASH FUND BALANCE</b>              |                 | <b>\$ 8,787,477.61</b> |

| Schedule 5, (Continued) |           |           |           |           |           |                 |
|-------------------------|-----------|-----------|-----------|-----------|-----------|-----------------|
| 2016-2017               | 2015-2016 | 2014-2015 | 2013-2014 | 2012-2013 | 2011-2012 | TOTAL           |
| \$ 443,719.02           | \$ -      | \$ -      | \$ -      | \$ -      | \$ -      | \$ 3,384,433.46 |
| \$ -                    | \$ -      | \$ -      | \$ -      | \$ -      | \$ -      | \$ -            |
| \$ -                    | \$ -      | \$ -      | \$ -      | \$ -      | \$ -      | \$ -            |
| \$ 443,719.02           | \$ -      | \$ -      | \$ -      | \$ -      | \$ -      | \$ 3,384,433.46 |
| \$ -                    | \$ -      | \$ -      | \$ -      | \$ -      | \$ -      | \$ 5,679,171.69 |
| \$ -                    | \$ -      | \$ -      | \$ -      | \$ -      | \$ -      | \$ 167,591.48   |
| \$ -                    | \$ -      | \$ -      | \$ -      | \$ -      | \$ -      | \$ -            |
| \$ -                    | \$ -      | \$ -      | \$ -      | \$ -      | \$ -      | \$ 5,846,763.17 |
| \$ 443,719.02           | \$ -      | \$ -      | \$ -      | \$ -      | \$ -      | \$ 9,231,196.63 |
| \$ 276,127.54           | \$ -      | \$ -      | \$ -      | \$ -      | \$ -      | \$ 6,143,534.85 |
| \$ -                    | \$ -      | \$ -      | \$ -      | \$ -      | \$ -      | \$ -            |
| \$ 276,127.54           | \$ -      | \$ -      | \$ -      | \$ -      | \$ -      | \$ 6,143,534.85 |
| \$ 167,591.48           | \$ -      | \$ -      | \$ -      | \$ -      | \$ -      | \$ 3,087,661.78 |
| \$ -                    | \$ -      | \$ -      | \$ -      | \$ -      | \$ -      | \$ 71,959.81    |
| \$ -                    | \$ -      | \$ -      | \$ -      | \$ -      | \$ -      | \$ -            |
| \$ -                    | \$ -      | \$ -      | \$ -      | \$ -      | \$ -      | \$ 371,430.24   |
| \$ -                    | \$ -      | \$ -      | \$ -      | \$ -      | \$ -      | \$ 443,390.05   |
| \$ -                    | \$ -      | \$ -      | \$ -      | \$ -      | \$ -      | \$ -            |
| \$ 167,591.48           | \$ -      | \$ -      | \$ -      | \$ -      | \$ -      | \$ 2,644,271.73 |

| Schedule 6, (Continued) |               |           |           |           |           |           |
|-------------------------|---------------|-----------|-----------|-----------|-----------|-----------|
| 2017-2018               | 2016-2017     | 2015-2016 | 2014-2015 | 2013-2014 | 2012-2013 | 2011-2012 |
| \$ -                    | \$ 44,311.52  | \$ -      | \$ -      | \$ -      | \$ -      | \$ -      |
| \$ 5,939,367.12         | \$ 231,816.02 | \$ -      | \$ -      | \$ -      | \$ -      | \$ -      |
| \$ 5,939,367.12         | \$ 276,127.54 | \$ -      | \$ -      | \$ -      | \$ -      | \$ -      |
| \$ 5,867,407.31         | \$ 276,127.54 | \$ -      | \$ -      | \$ -      | \$ -      | \$ -      |
| \$ -                    | \$ -          | \$ -      | \$ -      | \$ -      | \$ -      | \$ -      |
| \$ -                    | \$ -          | \$ -      | \$ -      | \$ -      | \$ -      | \$ -      |
| \$ -                    | \$ -          | \$ -      | \$ -      | \$ -      | \$ -      | \$ -      |
| \$ 5,867,407.31         | \$ 276,127.54 | \$ -      | \$ -      | \$ -      | \$ -      | \$ -      |
| \$ 71,959.81            | \$ -          | \$ -      | \$ -      | \$ -      | \$ -      | \$ -      |

HIGHWAY FUND ACCOUNTS COVERING THE PERIOD JULY 1, 2017, to JUNE 30, 2018  
ESTIMATE OF NEEDS FOR 2018-2019

EXHIBIT "D"

2a

| Schedule 4, Miscellaneous Revenue                                      |                     |                       |
|--|---------------------|-----------------------|
| SOURCE   | 2017-2018 ACCOUNT   |                       |
|  | AMOUNT<br>ESTIMATED | ACTUALLY<br>COLLECTED |
| <b>1000 CHARGES FOR SERVICES</b>                                       |                     |                       |
| 1116 County Engineer Fees  | \$ -                | \$ -                  |
| 1118 Other -   | \$ -                | \$ -                  |
| 1119 Other -   | \$ -                | \$ -                  |
| 1120 Other -   | \$ -                | \$ -                  |
| Total Charges For Services   | \$ -                | \$ -                  |
| <b>INTERGOVERNMENTAL REVENUES:</b>                                     |                     |                       |
| <b>2000 INTERGOVERNMENTAL REVENUES - LOCAL SOURCES:</b>                |                     |                       |
| 2118 O.S.U. Extension Reimbursement                                    | \$ -                | \$ -                  |
| 2121 Highway Budget Account Miscellaneous                              | \$ -                | \$ -                  |
| 2122 Local Participation (Project)                                     | \$ -                | \$ -                  |
| 2123 Other -   | \$ -                | \$ -                  |
| 2124 Other -   | \$ -                | \$ -                  |
| Total - Local Sources  | \$ -                | \$ -                  |
| <b>3000 INTERGOVERNMENTAL REVENUES - STATE SOURCES:</b>                |                     |                       |
| 3120 County Sales Tax - OTC  | \$ -                | \$ -                  |
| 3121 OTC- (0912) Gross Production Tax For Roads - Unrestricted         | \$ -                | \$ 36,532.94          |
| 3122 OTC- (1212) Diesel Fuel T68 Sec 500.7 4B For Roads - Unrestricted | \$ -                | \$ 755,964.51         |
| 3123 OTC- (2012) Diesel Fuel T68 Sec 500.7 4D For Roads - Unrestricted | \$ -                | \$ -                  |
| 3124 OTC- (1612) Diesel Fuel - Restricted Road Maintenance - Primary   | \$ -                | \$ -                  |
| 3125 OTC- (1112) Diesel Fuel T68 Sec 500.7 4C For Roads - Restricted   | \$ -                | \$ -                  |
| 3126 OTC- (1012) Diesel Fuel T68 Sec 500.7 4A For Roads - Unrestricted | \$ -                | \$ -                  |
| 3127 OTC- (0312) Gas Excise T68 Sec 500.6 4D For Roads - Unrestricted  | \$ -                | \$ 1,795,620.94       |
| 3128 OTC- (1412) Gas Excise T68 Sec 500.6 4B For Roads - Unrestricted  | \$ -                | \$ -                  |
| 3129 OTC- (2112) Gas Excise T68 Sec 500.6 4E For Roads - Unrestricted  | \$ -                | \$ -                  |
| 3130 OTC- (1712) Gas Excise - Restricted Road Maintenance - Primary    | \$ -                | \$ -                  |
| 3131 OTC- (0212) Gas Excise T68 Sec 500.6 4C For Roads - Restricted    | \$ -                | \$ -                  |
| 3132 OTC- (0112) Gas Excise T68 Sec 500.6 4A For Roads - Unrestricted  | \$ -                | \$ -                  |
| 3133 OTC- (0612) Special Fuel Use Tax 1/2¢ For Roads - Unrestricted    | \$ -                | \$ 27.60              |
| 3134 OTC- (0712) Special Fuel .06¢ HB1061 For Roads -Unrestricted      | \$ -                | \$ -                  |
| 3135 OTC- (0512) Special Fuel Tax 1¢ HB549 For Roads - Unrestricted    | \$ -                | \$ -                  |
| 3136 OTC- (COR ) Special Fuel 1/2¢ HB1450 For Roads - Unrestricted     | \$ -                | \$ -                  |
| 3137 OTC- (1912) Special Fuel-Restricted Road Maintenance - Primary    | \$ -                | \$ -                  |
| 3138 OTC- (0412) Special Fuel Use Tax .065¢ For Roads - Unrestricted   | \$ -                | \$ -                  |
| 3139 OTC- (0812) Motor Vehicle Collections For Roads - Unrestricted    | \$ -                | \$ 980,975.90         |
| 3140 OTC- (1812) Motor Vehicle Collections / County Roads - Restricted | \$ -                | \$ 350,929.22         |
| 3141 OTC- (1312) Motor Vehicle Collections / Roads CRIF - Unrestricted | \$ -                | \$ 533,481.81         |
| 3142 OTC- ( ) Other - Alcoholic Beverage Tax                           | \$ -                | \$ -                  |
| 3143 OTC- ( ) Other -  | \$ -                | \$ -                  |
| 3143 OTC- ( ) Other -  | \$ -                | \$ -                  |
| Sub-Total - OTC  | \$ -                | \$ 4,453,532.92       |
| 3219 State Grants  | \$ -                | \$ -                  |
| 3221 Civil Defense Reimbursement                                       | \$ -                | \$ -                  |
| 3222 Emergency Management Reimbursement                                | \$ -                | \$ -                  |
| 3224 Tick Et Total Miscellaneous Revenue                               | \$ -                | \$ -                  |
| 3226 State Participation (Project)                                     | \$ -                | \$ -                  |
| 3227 Other -   | \$ -                | \$ -                  |
| 3228 Other -   | \$ -                | \$ -                  |
| Total State Sources  | \$ -                | \$ 4,453,532.92       |

Continued on page 2b

Saturday, January 0, 1900



HIGHWAY FUND ACCOUNTS COVERING THE PERIOD JULY 1, 2017, to JUNE 30, 2018  
ESTIMATE OF NEEDS FOR 2018-2019

EXHIBIT "D"

2b

| Schedule 4, Miscellaneous Revenue                         |    | 2017-2018 ACCOUNT |                 |
|---|----|-------------------|-----------------|
| SOURCE  |    | AMOUNT            | ACTUALLY        |
|   |    | ESTIMATED         | COLLECTED       |
| Continued from page 2a                                    |    |                   |                 |
| <b>4000 INTERGOVERNMENTAL REVENUES - FEDERAL SOURCES:</b> |    |                   |                 |
| 4112 Federal Grants                                       | \$ | -                 | \$ -            |
| 4113 J.T.P.A. Salary Reimbursement                        | \$ | -                 | \$ -            |
| 4114 Federal Emergency Management Agency (FEMA)           | \$ | -                 | \$ 682,906.12   |
| 4115 Federal Participation (Project)                      | \$ | -                 | \$ -            |
| 4116 Other -  | \$ | -                 | \$ -            |
| 4117 Other -  | \$ | -                 | \$ -            |
| Total Federal Sources                                     | \$ | -                 | \$ 682,906.12   |
| Grand Total Intergovernmental Revenues                    | \$ | -                 | \$ 5,136,439.04 |
| <b>5000 MISCELLANEOUS REVENUE:</b>                        |    |                   |                 |
| 5111 Interest on Investments                              | \$ | -                 | \$ -            |
| 5112 Rental or Lease of County Property                   | \$ | -                 | \$ -            |
| 5113 Sale of County Property                              | \$ | -                 | \$ 85,632.80    |
| 5114 Royalty  | \$ | -                 | \$ -            |
| 5116 Insurance Recoveries                                 | \$ | -                 | \$ 1,276.24     |
| 5117 Insurance Reimbursement                              | \$ | -                 | \$ -            |
| 5126 Vending Machine Commissions                          | \$ | -                 | \$ -            |
| 5127 Other Concessions                                    | \$ | -                 | \$ -            |
| 5129 Refunds and Reimbursements                           | \$ | -                 | \$ 433,231.94   |
| 5130 Other - Misc.  | \$ | -                 | \$ 22,591.67    |
| 5131 Other -  | \$ | -                 | \$ -            |
| Total Miscellaneous Revenue                               | \$ | -                 | \$ 542,732.65   |
| <b>6000 NON-REVENUE RECEIPTS:</b>                         |    |                   |                 |
| 6111 Contributions from Other Funds                       | \$ | -                 | \$ -            |
| Grand Total Highway Fund                                  | \$ | -                 | \$ 5,679,171.69 |

| Schedule 9, Highway Fund Investments |   |                    |                           |                      |                             |   |
|--------------------------------------|---|--------------------|---------------------------|----------------------|-----------------------------|---|
| INVESTED IN                          | Investments<br>on Hand<br>June 30, 2017 | Since<br>Purchased | LIQUIDATIONS              |                      | Barred<br>by<br>Court Order | Investments<br>on Hand<br>June 30, 2018 |
|                                      |   |                    | By Collections<br>of Cost | Amortized<br>Premium |                             |   |
|                                      | \$ -                                    | \$ -               | \$ -                      | \$ -                 | \$ -                        | \$ -                                    |
|                                      | \$ -                                    | \$ -               | \$ -                      | \$ -                 | \$ -                        | \$ -                                    |
|                                      | \$ -                                    | \$ -               | \$ -                      | \$ -                 | \$ -                        | \$ -                                    |
|                                      | \$ -                                    | \$ -               | \$ -                      | \$ -                 | \$ -                        | \$ -                                    |
|                                      | \$ -                                    | \$ -               | \$ -                      | \$ -                 | \$ -                        | \$ -                                    |
|                                      | \$ -                                    | \$ -               | \$ -                      | \$ -                 | \$ -                        | \$ -                                    |
|                                      | \$ -                                    | \$ -               | \$ -                      | \$ -                 | \$ -                        | \$ -                                    |
|                                      | \$ -                                    | \$ -               | \$ -                      | \$ -                 | \$ -                        | \$ -                                    |
|                                      | \$ -                                    | \$ -               | \$ -                      | \$ -                 | \$ -                        | \$ -                                    |
| <b>TOTAL INVESTMENTS</b>             | <b>\$ -</b>                             | <b>\$ -</b>        | <b>\$ -</b>               | <b>\$ -</b>          | <b>\$ -</b>                 | <b>\$ -</b>                             |

HIGHWAY FUND ACCOUNTS COVERING THE PERIOD JULY 1, 2017, to JUNE 30, 2018  
ESTIMATE OF NEEDS FOR 2018-2019

| 2017-2018 ACCOUNT<br>OVER<br>(UNDER) | BASIS AND<br>LIMIT OF ENSUING<br>ESTIMATE | 2018-2019 ACCOUNT    |                                 |                             |
|--------------------------------------|---|----------------------|---------------------------------|-----------------------------|
|                                      |   | CHARGEABLE<br>INCOME | ESTIMATED BY<br>GOVERNING BOARD | APPROVED BY<br>EXCISE BOARD |
| \$ -                                 | 90.00%                                    | \$ -                 | \$ -                            | \$ -                        |
| \$ -                                 | 90.00%                                    | \$ -                 | \$ -                            | \$ -                        |
| \$ 682,906.12                        | 0.00%                                     | \$ -                 | \$ -                            | \$ -                        |
| \$ -                                 | 90.00%                                    | \$ -                 | \$ -                            | \$ -                        |
| \$ -                                 | 90.00%                                    | \$ -                 | \$ -                            | \$ -                        |
| \$ -                                 | 90.00%                                    | \$ -                 | \$ -                            | \$ -                        |
| \$ 682,906.12                        |   | \$ -                 | \$ -                            | \$ -                        |
| \$ 5,136,439.04                      |   | \$ -                 | \$ -                            | \$ -                        |
| \$ -                                 | 90.00%                                    | \$ -                 | \$ -                            | \$ -                        |
| \$ -                                 | 90.00%                                    | \$ -                 | \$ -                            | \$ -                        |
| \$ 85,632.80                         | 0.00%                                     | \$ -                 | \$ -                            | \$ -                        |
| \$ -                                 | 90.00%                                    | \$ -                 | \$ -                            | \$ -                        |
| \$ 1,276.24                          | 0.00%                                     | \$ -                 | \$ -                            | \$ -                        |
| \$ -                                 | 90.00%                                    | \$ -                 | \$ -                            | \$ -                        |
| \$ -                                 | 90.00%                                    | \$ -                 | \$ -                            | \$ -                        |
| \$ -                                 | 90.00%                                    | \$ -                 | \$ -                            | \$ -                        |
| \$ 433,231.94                        | 0.00%                                     | \$ -                 | \$ -                            | \$ -                        |
| \$ 22,591.67                         | 0.00%                                     | \$ -                 | \$ -                            | \$ -                        |
| \$ -                                 | 90.00%                                    | \$ -                 | \$ -                            | \$ -                        |
| \$ 542,732.65                        |   | \$ -                 | \$ -                            | \$ -                        |
| \$ -                                 | 90.00%                                    | \$ -                 | \$ -                            | \$ -                        |
| \$ 5,679,171.69                      |   | \$ -                 | \$ -                            | \$ -                        |

HIGHWAY FUND ACCOUNTS COVERING THE PERIOD JULY 1, 2017, to JUNE 30, 2018  
ESTIMATE OF NEEDS FOR 2018-2019

EXHIBIT "D"

3a

| Schedule 8(a), Report Of Prior Year's Expenditures |                                  |                 |                          |                |
|--|----------------------------------|-----------------|--------------------------|----------------|
| DEPARTMENTS OF GOVERNMENT<br>APPROPRIATED ACCOUNTS | FISCAL YEAR ENDING JUNE 30, 2017 |                 |                          |                |
|  | RESERVES                         | WARRANTS        | BALANCE                  | ORIGINAL       |
|  | 6-30-2017                        | SINCE<br>ISSUED | LAPSED<br>APPROPRIATIONS | APPROPRIATIONS |
| <b>87 GENERAL GOVERNMENT ACCOUNT:</b>              |                                  |                 |                          |                |
| 87a Personal Services                              | \$ -                             | \$ -            | \$ -                     | \$ -           |
| 87b Part Time Help                                 | \$ -                             | \$ -            | \$ -                     | \$ -           |
| 87c Travel   | \$ -                             | \$ -            | \$ -                     | \$ -           |
| 87d Maintenance and Operation                      | \$ -                             | \$ -            | \$ -                     | \$ -           |
| 87e Capital Outlay                                 | \$ -                             | \$ -            | \$ -                     | \$ -           |
| 87f Intergovernmental                              | \$ -                             | \$ -            | \$ -                     | \$ -           |
| 87g Other -  | \$ -                             | \$ -            | \$ -                     | \$ -           |
| <b>87 Total</b>                                    | <b>\$ -</b>                      | <b>\$ -</b>     | <b>\$ -</b>              | <b>\$ -</b>    |
| <b>88 PURCHASING ACCOUNT:</b>                      |                                  |                 |                          |                |
| 88a Personal Services                              | \$ -                             | \$ -            | \$ -                     | \$ -           |
| 88b Part Time Help                                 | \$ -                             | \$ -            | \$ -                     | \$ -           |
| 88c Travel   | \$ -                             | \$ -            | \$ -                     | \$ -           |
| 88d Maintenance and Operation                      | \$ -                             | \$ -            | \$ -                     | \$ -           |
| 88e Capital Outlay                                 | \$ -                             | \$ -            | \$ -                     | \$ -           |
| 88f Intergovernmental                              | \$ -                             | \$ -            | \$ -                     | \$ -           |
| 88g Other -  | \$ -                             | \$ -            | \$ -                     | \$ -           |
| 88h Other -  | \$ -                             | \$ -            | \$ -                     | \$ -           |
| <b>88 Total</b>                                    | <b>\$ -</b>                      | <b>\$ -</b>     | <b>\$ -</b>              | <b>\$ -</b>    |
| <b>89 LOCAL PROJECTS HIGHWAY BUDGET ACCOUNT:</b>   |                                  |                 |                          |                |
| 89a Personal Services                              | \$ -                             | \$ -            | \$ -                     | \$ -           |
| 89b Part Time Help                                 | \$ -                             | \$ -            | \$ -                     | \$ -           |
| 89c Travel   | \$ -                             | \$ -            | \$ -                     | \$ -           |
| 89d Maintenance and Operation                      | \$ -                             | \$ -            | \$ -                     | \$ -           |
| 89e Capital Outlay                                 | \$ -                             | \$ -            | \$ -                     | \$ -           |
| 89f Intergovernmental                              | \$ -                             | \$ -            | \$ -                     | \$ -           |
| 89g Other -  | \$ -                             | \$ -            | \$ -                     | \$ -           |
| 89h Other -  | \$ -                             | \$ -            | \$ -                     | \$ -           |
| <b>89 Total</b>                                    | <b>\$ -</b>                      | <b>\$ -</b>     | <b>\$ -</b>              | <b>\$ -</b>    |
| <b>90 FEMA HIGHWAY BUDGET ACCOUNT:</b>             |                                  |                 |                          |                |
| 90a Personal Services                              | \$ -                             | \$ -            | \$ -                     | \$ -           |
| 90b Part Time Help                                 | \$ -                             | \$ -            | \$ -                     | \$ -           |
| 90c Travel   | \$ -                             | \$ -            | \$ -                     | \$ -           |
| 90d Maintenance and Operation                      | \$ -                             | \$ -            | \$ -                     | \$ -           |
| 90e Capital Outlay                                 | \$ -                             | \$ -            | \$ -                     | \$ -           |
| 90f Intergovernmental                              | \$ -                             | \$ -            | \$ -                     | \$ -           |
| 90g Other -  | \$ -                             | \$ -            | \$ -                     | \$ -           |
| <b>90 Total</b>                                    | <b>\$ -</b>                      | <b>\$ -</b>     | <b>\$ -</b>              | <b>\$ -</b>    |
| <b>91 OTHER _ HIGHWAY BUDGET ACCOUNT:</b>          |                                  |                 |                          |                |
| 91a Personal Services                              | \$ -                             | \$ -            | \$ -                     | \$ -           |
| 91b Part Time Help                                 | \$ -                             | \$ -            | \$ -                     | \$ -           |
| 91c Travel   | \$ -                             | \$ -            | \$ -                     | \$ -           |
| 91d Maintenance and Operation                      | \$ -                             | \$ -            | \$ -                     | \$ -           |
| 91e Capital Outlay                                 | \$ -                             | \$ -            | \$ -                     | \$ -           |
| 91f Intergovernmental                              | \$ -                             | \$ -            | \$ -                     | \$ -           |
| 91g Other -  | \$ -                             | \$ -            | \$ -                     | \$ -           |
| 91h Other -  | \$ -                             | \$ -            | \$ -                     | \$ -           |
| <b>91 Total</b>                                    | <b>\$ -</b>                      | <b>\$ -</b>     | <b>\$ -</b>              | <b>\$ -</b>    |





HIGHWAY FUND ACCOUNTS COVERING THE PERIOD JULY 1, 2017, to JUNE 30, 2018  
ESTIMATE OF NEEDS FOR 2018-2019

EXHIBIT "D"

3b

| Schedule 8(b), Report Of Prior Year's Expenditures |                                  |                      |                          |                            |
|--|----------------------------------|----------------------|--------------------------|----------------------------|
| DEPARTMENTS OF GOVERNMENT<br>APPROPRIATED ACCOUNTS | FISCAL YEAR ENDING JUNE 30, 2017 |                      |                          | ORIGINAL<br>APPROPRIATIONS |
|  | RESERVES                         | WARRANTS             | BALANCE                  |                            |
|  | 6-30-2017                        | SINCE<br>ISSUED      | LAPSED<br>APPROPRIATIONS |                            |
| <b>92 UNRESTRICTED HIGHWAY BUDGET ACCOUNT: #1</b>  |                                  |                      |                          |                            |
| 92a Personal Services                              | \$ -                             | \$ -                 | \$ -                     | \$ -                       |
| 92b Part Time Help                                 | \$ -                             | \$ -                 | \$ -                     | \$ -                       |
| 92c Travel   | \$ 200.00                        | \$ 181.54            | \$ 18.46                 | \$ -                       |
| 92d Maintenance and Operation                      | \$ 180,530.91                    | \$ 113,231.42        | \$ 67,299.49             | \$ -                       |
| 92e Capital Outlay                                 | \$ 10,013.50                     | \$ 10,013.58         | \$ (0.08)                | \$ -                       |
| 92f Intergovernmental                              | \$ 22,880.00                     | \$ 8,904.09          | \$ 13,975.91             | \$ -                       |
| 92g Machinery and Equipment Lease Rental           | \$ -                             | \$ -                 | \$ -                     | \$ -                       |
| 92h Other - Bridge Material                        | \$ -                             | \$ -                 | \$ -                     | \$ -                       |
| 92j Other - Benefits                               | \$ 2,191.01                      | \$ 2,191.01          | \$ -                     | \$ -                       |
| <b>92 Total</b>                                    | <b>\$ 215,815.42</b>             | <b>\$ 134,521.64</b> | <b>\$ 81,293.78</b>      | <b>\$ -</b>                |
| <b>93 RESTRICTED HIGHWAY BUDGET ACCOUNT: #3</b>    |                                  |                      |                          |                            |
| 93a Personal Services                              | \$ -                             | \$ -                 | \$ -                     | \$ -                       |
| 93b Part Time Help                                 | \$ -                             | \$ -                 | \$ -                     | \$ -                       |
| 93c Travel   | \$ 100.00                        | \$ 54.95             | \$ 45.05                 | \$ -                       |
| 93d Maintenance and Operation                      | \$ 132,452.44                    | \$ 46,202.79         | \$ 86,249.65             | \$ -                       |
| 93e Capital Outlay                                 | \$ 49,135.78                     | \$ 49,132.78         | \$ 3.00                  | \$ -                       |
| 93f Intergovernmental                              | \$ -                             | \$ -                 | \$ -                     | \$ -                       |
| 93g Other - Lease purchase                         | \$ -                             | \$ -                 | \$ -                     | \$ -                       |
| 93h Other - Benefits                               | \$ 1,903.86                      | \$ 1,903.86          | \$ -                     | \$ -                       |
| <b>93 Total</b>                                    | <b>\$ 183,592.08</b>             | <b>\$ 97,294.38</b>  | <b>\$ 86,297.70</b>      | <b>\$ -</b>                |
| <b>94 PRIMARY ROADS HIGHWAY BUDGET ACCOUNT:</b>    |                                  |                      |                          |                            |
| 94a Personal Services                              | \$ -                             | \$ -                 | \$ -                     | \$ -                       |
| 94b Part Time Help                                 | \$ -                             | \$ -                 | \$ -                     | \$ -                       |
| 94c Travel   | \$ -                             | \$ -                 | \$ -                     | \$ -                       |
| 94d Maintenance and Operation                      | \$ -                             | \$ -                 | \$ -                     | \$ -                       |
| 94e Capital Outlay                                 | \$ -                             | \$ -                 | \$ -                     | \$ -                       |
| 94f Intergovernmental                              | \$ -                             | \$ -                 | \$ -                     | \$ -                       |
| 94g Other -  | \$ -                             | \$ -                 | \$ -                     | \$ -                       |
| 94h Other -  | \$ -                             | \$ -                 | \$ -                     | \$ -                       |
| <b>94 Total</b>                                    | <b>\$ -</b>                      | <b>\$ -</b>          | <b>\$ -</b>              | <b>\$ -</b>                |
| <b>98 OTHER USE:</b>                               |                                  |                      |                          |                            |
| 98a Other Deductions                               | \$ -                             | \$ -                 | \$ -                     | \$ -                       |
| <b>98 Total</b>                                    | <b>\$ -</b>                      | <b>\$ -</b>          | <b>\$ -</b>              | <b>\$ -</b>                |
| <b>TOTAL HIGHWAY FUND ACCOUNT</b>                  | <b>\$ 399,407.50</b>             | <b>\$ 231,816.02</b> | <b>\$ 167,591.48</b>     | <b>\$ -</b>                |
| <b>SUBJECT TO WARRANT ISSUE:</b>                   |                                  |                      |                          |                            |
| 99 Provision for Interest on Warrants              | \$ -                             | \$ -                 | \$ -                     | \$ -                       |
| <b>GRAND TOTAL HIGHWAY FUND</b>                    | <b>\$ 399,407.50</b>             | <b>\$ 231,816.02</b> | <b>\$ 167,591.48</b>     | <b>\$ -</b>                |

| ESTIMATE OF NEEDS FOR THE FISCAL YEAR  |
|--|
| <b>PURPOSE:</b>  |
| Current Expense  |
| Highway Funds are appropriated monthly. Funds cannot be encumbered until appropriations are made.                    |
| The "Governmental Budget Accounts" for Fiscal Year 2018-2019, are presented for financial forecasting purposes only! |
| <b>GRAND TOTAL - CO-OP FUND</b>  |



HEALTH FUND ACCOUNTS COVERING THE PERIOD JULY 1, 2017, to JUNE 30, 2018  
ESTIMATE OF NEEDS FOR 2018-2019

EXHIBIT "E"

PAGE 1

| Schedule 1, Current Balance Sheet - June 30, 2018        |           | Amount              |
|--|-----------|---------------------|
| <b>ASSETS:</b>   |           |                     |
| Cash Balance June 30, 2017                               | \$        | 2,358,199.39        |
| Investments  | \$        | -                   |
| <b>TOTAL ASSETS</b>                                      | <b>\$</b> | <b>2,358,199.39</b> |
| <b>LIABILITIES AND RESERVES:</b>                         |           |                     |
| Warrants Outstanding                                     | \$        | 105,042.64          |
| Reserve for Interest on Warrants                         | \$        | -                   |
| Reserves From Schedule 8                                 | \$        | 253,312.02          |
| <b>TOTAL LIABILITIES AND RESERVES</b>                    | <b>\$</b> | <b>358,354.66</b>   |
| <b>CASH FUND BALANCE JUNE 30, 2018</b>                   | <b>\$</b> | <b>1,999,844.73</b> |
| <b>TOTAL LIABILITIES, RESERVES AND CASH FUND BALANCE</b> | <b>\$</b> | <b>2,358,199.39</b> |

| Schedule 2, Revenue and Requirements - 2018-2019             |        |                        |
|--|--------|------------------------|
|  | Detail | Total                  |
| <b>REVENUE:</b>  |        |                        |
| Cash Balance June 30, 2017                                   | \$     | -                      |
| Cash Fund Balance Transferred From Prior Years               | \$     | 193,019.08             |
| Current Ad Valorem Tax Apportioned                           | \$     | 1,746,649.14           |
| Miscellaneous Revenue Apportioned                            | \$     | 164,437.23             |
| <b>TOTAL REVENUE</b>   |        | <b>\$ 2,104,105.45</b> |
| <b>REQUIREMENTS:</b>   |        |                        |
| Claims Paid by Warrants Issued                               | \$     | 1,603,031.62           |
| Reserves From Schedule 8                                     | \$     | 253,312.02             |
| Interest Paid on Warrants                                    | \$     | -                      |
| Reserve for Interest on Warrants                             | \$     | -                      |
| <b>TOTAL REQUIREMENTS</b>                                    |        | <b>\$ 1,856,343.64</b> |
| <b>ADD: CASH FUND BALANCE AS PER BALANCE SHEET 6-30-2018</b> |        | <b>\$ 1,999,844.73</b> |
| <b>TOTAL REQUIREMENTS AND CASH FUND BALANCE</b>              |        | <b>\$ 3,856,188.37</b> |

| Schedule 3, Cash Fund Balance Analysis - June 30, 2018     |           | Amount              |
|--|-----------|---------------------|
| <b>ADDITIONS:</b>  |           |                     |
| Miscellaneous Revenue Collected in Excess of Estimates-Net | \$        | 164,437.23          |
| Warrants Estopped, Cancelled or Converted                  | \$        | -                   |
| Fiscal Year 2017-2018 Lapsed Appropriations                | \$        | 1,712,485.15        |
| Fiscal Year 2016-2017 Lapsed Appropriations                | \$        | 61,017.99           |
| Ad Valorem Tax Collections in Excess of Estimate           | \$        | 93,387.73           |
| Prior Years Ad Valorem Tax                                 | \$        | 132,001.09          |
| <b>TOTAL ADDITIONS</b>                                     | <b>\$</b> | <b>2,163,329.19</b> |
| <b>DEDUCTIONS:</b>   |           |                     |
| Supplemental Appropriations                                | \$        | 163,484.47          |
| Current Tax in Process of Collection                       | \$        | -                   |
| <b>TOTAL DEDUCTIONS</b>                                    | <b>\$</b> | <b>163,484.47</b>   |
| Cash Fund Balance as per Balance Sheet 6-30-2018           | \$        | 1,999,844.73        |
| <b>Composition of Cash Fund Balance:</b>                   |           |                     |
| Cash   | \$        | 1,999,844.73        |
| Cash Fund Balance as per Balance Sheet 6-30-2018           | \$        | 1,999,844.73        |

HEALTH FUND ACCOUNTS COVERING THE PERIOD JULY 1, 2017, to JUNE 30, 2018  
ESTIMATE OF NEEDS FOR 2018-2019

EXHIBIT "E"

2a

| Schedule 4, Miscellaneous Revenue                       |                   |               |
|---|-------------------|---------------|
| SOURCE  | 2017-2018 ACCOUNT |               |
|   | AMOUNT            | ACTUALLY      |
|   | ESTIMATED         | COLLECTED     |
| <b>1000 CHARGES FOR SERVICES</b>                        |                   |               |
| 1111 Clinical Services                                  | \$ -              | \$ 163,484.47 |
| 1112 Laboratory Services                                | \$ -              | \$ -          |
| 1113 Immunizations                                      | \$ -              | \$ -          |
| 1114 Dental Service Fees                                | \$ -              | \$ -          |
| 1115 Child Guidance Services                            | \$ -              | \$ -          |
| 1116 Early Test-Early Care                              | \$ -              | \$ -          |
| 1117 Food Service Test and Certification                | \$ -              | \$ -          |
| 1118 Pool/Spa Certification                             | \$ -              | \$ -          |
| 1119 Sewage and Perk Test                               | \$ -              | \$ -          |
| 1120 Public Bathing Licenses                            | \$ -              | \$ -          |
| 1121 Other Licenses                                     | \$ -              | \$ -          |
| 1122 Miscellaneous Health Fees                          | \$ -              | \$ -          |
| 1123 Other -  | \$ -              | \$ -          |
| 1124 Other -  | \$ -              | \$ -          |
| 1125 Other -  | \$ -              | \$ -          |
| Total Charges For Services                              | \$ -              | \$ 163,484.47 |
| <b>INTERGOVERNMENTAL REVENUE</b>                        |                   |               |
| <b>2000 INTERGOVERNMENTAL REVENUE - LOCAL SOURCES:</b>  |                   |               |
| 2111 Mobile Home Tax                                    | \$ -              | \$ -          |
| 2112 Housing Authority Payments in Lieu of Tax Revenue  | \$ -              | \$ 952.76     |
| 2113 Revaluation of Real Property Reimbursements        | \$ -              | \$ -          |
| 2114 Manufacturing Exempt Reimbursement                 | \$ -              | \$ -          |
| 2115 Public Health Contributions                        | \$ -              | \$ -          |
| 2116 Perinatal Health Program                           | \$ -              | \$ -          |
| 2117 Community Care - HMO                               | \$ -              | \$ -          |
| 2118 Other -  | \$ -              | \$ -          |
| 2124 Other -  | \$ -              | \$ -          |
| Total - Local Sources                                   | \$ -              | \$ 952.76     |
| <b>3000 INTERGOVERNMENTAL REVENUES - STATE SOURCES:</b> |                   |               |
| 3211 State Land Payments                                | \$ -              | \$ -          |
| 3212 State Payments in Lieu of Tax Revenue              | \$ -              | \$ -          |
| 3213 Homestead Exemption Reimbursement                  | \$ -              | \$ -          |
| 3214 Additional Homestead Exemption Reimbursement       | \$ -              | \$ -          |
| 3215 State Grants                                       | \$ -              | \$ -          |
| 3216 Oklahoma Dept. of Environmental Quality            | \$ -              | \$ -          |
| 3217 STD Program (State)                                | \$ -              | \$ -          |
| 3218 Water Resources Board                              | \$ -              | \$ -          |
| 3219 Oklahoma Conservation Commission                   | \$ -              | \$ -          |
| 3220 Welfare Agency Sub-Total - OTC                     | \$ -              | \$ -          |
| 3221 Early Intervention (State)                         | \$ -              | \$ -          |
| 3222 Eldercare  | \$ -              | \$ -          |
| 3223 Child Abuse Prevention                             | \$ -              | \$ -          |
| 3224 Adolescent Health - State                          | \$ -              | \$ -          |
| 3225 TB - State   | \$ -              | \$ -          |
| 3226 Other State Reimbursements                         | \$ -              | \$ -          |
| 3227 Other -  | \$ -              | \$ -          |
| 3228 Other -  | \$ -              | \$ -          |
| Total - State Sources                                   | \$ -              | \$ -          |

Continued on page 2b

Saturday, January 0, 1900



EXHIBIT "E"

2b

| Schedule 4, Miscellaneous Revenue                         |                   |                    |
|---|-------------------|--------------------|
| SOURCE  | 2017-2018 ACCOUNT |                    |
|   | AMOUNT ESTIMATED  | ACTUALLY COLLECTED |
| Continued from page 2a                                    |                   |                    |
| <b>4000 INTERGOVERNMENTAL REVENUES - FEDERAL SOURCES:</b> |                   |                    |
| 4111 Federal Grants                                       | \$ -              | \$ -               |
| 4112 Federal Payments in Lieu of Tax Revenues             | \$ -              | \$ -               |
| 4113 Bureau of Land Management                            | \$ -              | \$ -               |
| 4114 Adolescent Health - Federal                          | \$ -              | \$ -               |
| 4115 Women Infants and Children                           | \$ -              | \$ -               |
| 4116 Maternity Care (Medicaid)                            | \$ -              | \$ -               |
| 4117 EPSDT (Medicaid)                                     | \$ -              | \$ -               |
| 4118 Family Planning (Medicaid)                           | \$ -              | \$ -               |
| 4119 Early Intervention (Federal)                         | \$ -              | \$ -               |
| 4120 Oklahoma Dept. of Environmental Quality (Federal)    | \$ -              | \$ -               |
| 4121 STD Program (Federal)                                | \$ -              | \$ -               |
| 4122 Ryan-White Program                                   | \$ -              | \$ -               |
| 4123 Immunization Action Plan                             | \$ -              | \$ -               |
| 4124 Direct Observed Therapy                              | \$ -              | \$ -               |
| 4125 Summer Food Service                                  | \$ -              | \$ -               |
| 4126 Other -  | \$ -              | \$ -               |
| 4127 Other -  | \$ -              | \$ -               |
| 4128 Other -  | \$ -              | \$ -               |
| <b>Total Federal Sources</b>                              | \$ -              | \$ -               |
| <b>Grand Total Intergovernmental Revenues</b>             | \$ -              | \$ 952.76          |
| <b>5000 MISCELLANEOUS REVENUE:</b>                        |                   |                    |
| 5111 Interest on Investments                              | \$ -              | \$ -               |
| 5112 Insurance Recoveries                                 | \$ -              | \$ -               |
| 5113 Insurance Reimbursements                             | \$ -              | \$ -               |
| 5114 Copies   | \$ -              | \$ -               |
| 5115 Return Check Charges                                 | \$ -              | \$ -               |
| 5116 Utility Reimbursements                               | \$ -              | \$ -               |
| 5117 Other Refunds and Reimbursements                     | \$ -              | \$ -               |
| 5118 Resale Property Fund Distribution                    | \$ -              | \$ -               |
| 5119 Sale of Property                                     | \$ -              | \$ -               |
| 5120 Sale of Equipment                                    | \$ -              | \$ -               |
| 5121 Vending Machine Commissions                          | \$ -              | \$ -               |
| 5122 Other Concessions                                    | \$ -              | \$ -               |
| 5123 Public Records Fee                                   | \$ -              | \$ -               |
| 5124 Record Search Fee                                    | \$ -              | \$ -               |
| 5125 Car Seat Sales                                       | \$ -              | \$ -               |
| 5126 Health Fairs   | \$ -              | \$ -               |
| 5127 Salvage Sales  | \$ -              | \$ -               |
| 5128 Project Women  | \$ -              | \$ -               |
| 5129 Community Care - HMO                                 | \$ -              | \$ -               |
| 5130 Other -  | \$ -              | \$ -               |
| 5131 Other -  | \$ -              | \$ -               |
| 5132 Other -  | \$ -              | \$ -               |
| <b>Total Miscellaneous Revenue</b>                        | \$ -              | \$ -               |
| <b>6000 NON-REVENUE RECEIPTS:</b>                         |                   |                    |
| 6111 Contributions from Other Funds                       | \$ -              | \$ -               |
| <b>Grand Total Health Fund</b>                            | \$ -              | \$ 164,437.23      |





## EXHIBIT "E"

| Schedule 5, Expenditures Health Fund Cash Accounts of Current and All Prior Years |                        |
|---|------------------------|
| CURRENT AND ALL PRIOR YEARS   | 2017-2018              |
| Cash Balance Reported to Excise Board 6-30-2017                                   | \$ 1,752,082.92        |
| Cash Fund Balance Transferred Out   | \$ -                   |
| Cash Fund Balance Transferred In  | \$ -                   |
| Adjusted Cash Balance   | \$ 1,752,082.92        |
| Ad Valorem Tax Apportioned To Year In Caption                                     | \$ 1,746,649.14        |
| Miscellaneous Revenue (Schedule 4)  | \$ 164,437.23          |
| Cash Fund Balance Forward From Preceding Year                                     | \$ 193,019.08          |
| Prior Expenditures Recovered  | \$ -                   |
| <b>TOTAL RECEIPTS</b>   | <b>\$ 2,104,105.45</b> |
| <b>TOTAL RECEIPTS AND BALANCE</b>   | <b>\$ 3,856,188.37</b> |
| Warrants of Year in Caption   | \$ 1,497,988.98        |
| Interest Paid Thereon   | \$ -                   |
| <b>TOTAL DISBURSEMENTS</b>  | <b>\$ 1,497,988.98</b> |
| <b>CASH BALANCE JUNE 30, 2018</b>   | <b>\$ 2,358,199.39</b> |
| Reserve for Warrants Outstanding  | \$ 105,042.64          |
| Reserve for Interest on Warrants  | \$ -                   |
| Reserves From Schedule 8  | \$ 253,312.02          |
| <b>TOTAL LIABILITES AND RESERVE</b>   | <b>\$ 358,354.66</b>   |
| DEFICIT: (Red Figure)   | \$ -                   |
| <b>CASH BALANCE FORWARD TO SUCCEEDING YEAR</b>                                    | <b>\$ 1,999,844.73</b> |

| Schedule 6, Health Fund Warrant Account of Current and All Prior Years |                        |
|--|------------------------|
| CURRENT AND ALL PRIOR YEARS  | TOTAL                  |
| Warrants Outstanding 6-30-2017 of Year in Caption                      | \$ 154,287.67          |
| Warrants Registered During Year  | \$ 1,617,403.07        |
| <b>TOTAL</b>   | <b>\$ 1,771,690.74</b> |
| Warrants Paid During Year  | \$ 1,666,648.10        |
| Warrants Converted to Bonds or Judgements                              | \$ -                   |
| Warrants Cancelled   | \$ -                   |
| Warrants Estopped by Statute   | \$ -                   |
| <b>TOTAL WARRANTS RETIRED</b>  | <b>\$ 1,666,648.10</b> |
| <b>BALANCE WARRANTS OUTSTANDING JUNE 30, 2018</b>                      | <b>\$ 105,042.64</b>   |

| Schedule 7, 2017 Ad Valorem Tax Account             |    |                |             |              |
|---|----|----------------|-------------|--------------|
| 2017 Net Valuation Certified To County Excise Board | \$ | 710.385,757.00 | 2.560 Mills | Amount       |
| Total Proceeds of Levy as Certified                 | \$ |                |             | 1,818,587.54 |
| Additions:  | \$ |                |             | -            |
| Deductions:   | \$ |                |             | -            |
| Gross Balance Tax                                   | \$ |                |             | 1,818,587.54 |
| Less Reserve for Delinquent Tax                     | \$ |                |             | 165,326.13   |
| Reserve for Protest Pending                         | \$ |                |             | -            |
| Balance Available Tax                               | \$ |                |             | 1,653,261.41 |
| Deduct 2017 Tax Apportioned                         | \$ |                |             | 1,746,649.14 |
| Net Balance 2017 Tax in Process of Collection or    | \$ |                |             | -            |
| Excess Collections                                  | \$ |                |             | 93,387.73    |



HEALTH FUND ACCOUNTS COVERING THE PERIOD JULY 1, 2017, to JUNE 30, 2018

ESTIMATE OF NEEDS FOR 2018-2019

EXHIBIT "E"

| Schedule 8(a), Report Of Prior Year's Expenditures |                                  |                             |                                     |                            |
|--|----------------------------------|-----------------------------|-------------------------------------|----------------------------|
| DEPARTMENTS OF GOVERNMENT<br>APPROPRIATED ACCOUNTS | FISCAL YEAR ENDING JUNE 30, 2017 |                             |                                     | ORIGINAL<br>APPROPRIATIONS |
|  | RESERVES<br>6-30-2017            | WARRANTS<br>SINCE<br>ISSUED | BALANCE<br>LAPSED<br>APPROPRIATIONS |                            |
| <b>92 COUNTY HEALTH BUDGET ACCOUNT:</b>            |                                  |                             |                                     |                            |
| 92a Personal Services                              | \$ 7,399.25                      | \$ -                        | \$ 7,399.25                         | \$ 1,500,000.00            |
| 92b Part Time Help                                 | \$ -                             | \$ -                        | \$ -                                | \$ -                       |
| 92c Travel   | \$ 387.23                        | \$ 216.58                   | \$ 170.65                           | \$ 20,000.00               |
| 92d Maintenance and Operation                      | \$ 58,834.96                     | \$ 9,526.37                 | \$ 49,308.59                        | \$ 428,111.00              |
| 92e Capital Outlay                                 | \$ -                             | \$ -                        | \$ -                                | \$ 1,048,000.00            |
| 92f Intergovernmental                              | \$ -                             | \$ -                        | \$ -                                | \$ 9,233.32                |
| 92g Other - Contract Labor                         | \$ 8,768.00                      | \$ 4,628.50                 | \$ 4,139.50                         | \$ 400,000.00              |
| 92h Other -  | \$ -                             | \$ -                        | \$ -                                | \$ -                       |
| 92j Other -  | \$ -                             | \$ -                        | \$ -                                | \$ -                       |
| <b>92 Total</b>                                    | <b>\$ 75,389.44</b>              | <b>\$ 14,371.45</b>         | <b>\$ 61,017.99</b>                 | <b>\$ 3,405,344.32</b>     |
| <b>93</b>  |                                  |                             |                                     |                            |
| 93a Personal Services                              | \$ -                             | \$ -                        | \$ -                                | \$ -                       |
| 93b Part Time Help                                 | \$ -                             | \$ -                        | \$ -                                | \$ -                       |
| 93c Travel   | \$ -                             | \$ -                        | \$ -                                | \$ -                       |
| 93d Maintenance and Operation                      | \$ -                             | \$ -                        | \$ -                                | \$ -                       |
| 93e Capital Outlay                                 | \$ -                             | \$ -                        | \$ -                                | \$ -                       |
| 93f Intergovernmental                              | \$ -                             | \$ -                        | \$ -                                | \$ -                       |
| 93g Other -  | \$ -                             | \$ -                        | \$ -                                | \$ -                       |
| 93h Other -  | \$ -                             | \$ -                        | \$ -                                | \$ -                       |
| <b>93 Total</b>                                    | <b>\$ -</b>                      | <b>\$ -</b>                 | <b>\$ -</b>                         | <b>\$ -</b>                |
| <b>94</b>  |                                  |                             |                                     |                            |
| 94a Personal Services                              | \$ -                             | \$ -                        | \$ -                                | \$ -                       |
| 94b Part Time Help                                 | \$ -                             | \$ -                        | \$ -                                | \$ -                       |
| 94c Travel   | \$ -                             | \$ -                        | \$ -                                | \$ -                       |
| 94d Maintenance and Operation                      | \$ -                             | \$ -                        | \$ -                                | \$ -                       |
| 94e Capital Outlay                                 | \$ -                             | \$ -                        | \$ -                                | \$ -                       |
| 94f Intergovernmental                              | \$ -                             | \$ -                        | \$ -                                | \$ -                       |
| 94g Other -  | \$ -                             | \$ -                        | \$ -                                | \$ -                       |
| 94h Other -  | \$ -                             | \$ -                        | \$ -                                | \$ -                       |
| <b>94 Total</b>                                    | <b>\$ -</b>                      | <b>\$ -</b>                 | <b>\$ -</b>                         | <b>\$ -</b>                |
| <b>98 OTHER USES:</b>                              |                                  |                             |                                     |                            |
| 98a Other Deductions                               | \$ -                             | \$ -                        | \$ -                                | \$ -                       |
| <b>98 Total</b>                                    | <b>\$ -</b>                      | <b>\$ -</b>                 | <b>\$ -</b>                         | <b>\$ -</b>                |
| <b>TOTAL GENERAL FUND ACCOUNT</b>                  | <b>\$ 75,389.44</b>              | <b>\$ 14,371.45</b>         | <b>\$ 61,017.99</b>                 | <b>\$ 3,405,344.32</b>     |
| <b>SUBJECT TO WARRANT ISSUE:</b>                   |                                  |                             |                                     |                            |
| 99 Provision for Interest on Warrants              | \$ -                             | \$ -                        | \$ -                                | \$ -                       |
| <b>GRAND TOTAL GENERAL FUND</b>                    | <b>\$ 75,389.44</b>              | <b>\$ 14,371.45</b>         | <b>\$ 61,017.99</b>                 | <b>\$ 3,405,344.32</b>     |

Saturday, January 0, 1900

| ESTIMATE OF NEEDS FOR THE FISCAL YEAR   |
|---|
| <b>PURPOSE:</b>   |
| Current Expense   |
| Pro rata share of County Assessor's Budget as determined by County Excise Board |
| <b>GRAND TOTAL - General Fund</b>   |



SPECIAL REVENUE FUND ACCOUNTS COVERING THE PERIOD JULY 1, 2017, to JUNE 30, 2018  
ESTIMATE OF NEEDS FOR 2018-2019

EXHIBIT "I"

Page 1

| Special Revenue Fund Accounts:   | Assessor Fee Rev<br>Fund | Juv Bureau Fed<br>Fund | Treasurer Mort<br>Fund |
|--|--------------------------|------------------------|------------------------|
| Schedule 1, Detail of Bond and Coupon Indebtedness as of June 30, 2018 | 2017-2018                | 2017-2018              | 2017-2018              |
| CURRENT YEAR   | Amount                   | Amount                 | Amount                 |
| <b>ASSETS:</b>   |                          |                        |                        |
| Cash Balance June 30, 2018   | \$ 10,037.16             | \$ 249,409.17          | \$ 7,400.82            |
| Investments  | \$ -                     | \$ -                   | \$ -                   |
| <b>TOTAL ASSETS</b>  | \$ 10,037.16             | \$ 249,409.17          | \$ 7,400.82            |
| <b>LIABILITIES AND RESERVES:</b>                                       |                          |                        |                        |
| Warrants Outstanding   | \$ -                     | \$ 446.85              | \$ 571.81              |
| Reserve for Interest on Warrants                                       | \$ -                     | \$ -                   | \$ -                   |
| Reserves From Schedule 8   | \$ -                     | \$ -                   | \$ 196.29              |
| <b>TOTAL LIABILITIES AND RESERVES</b>                                  | \$ -                     | \$ 446.85              | \$ 768.10              |
| <b>CASH FUND BALANCE JUNE 30, 2018</b>                                 | \$ 10,037.16             | \$ 248,962.32          | \$ 6,632.72            |
| <b>TOTAL LIABILITIES, RESERVES AND CASH FUND BALANCE</b>               | \$ 10,037.16             | \$ 249,409.17          | \$ 7,400.82            |

| Schedule 5, Expenditures Special Revenue Fund Accounts of Current Year | 2017-2018    | 2017-2018     | 2017-2018    |
|--|--------------|---------------|--------------|
| CURRENT YEAR   | Amount       | Amount        | Amount       |
| Cash Balance Reported to Excise Board 6-30-2017                        | \$ 8,936.98  | \$ 235,423.51 | \$ 4,574.99  |
| Cash Fund Balance Transferred Out                                      | \$ -         | \$ -          | \$ -         |
| Cash Fund Balance Transferred In                                       | \$ -         | \$ -          | \$ -         |
| Adjusted Cash Balance  | \$ 8,936.98  | \$ 235,423.51 | \$ 4,574.99  |
| Ad Valorem Tax Apportioned To Year In Caption                          | \$ -         | \$ -          | \$ -         |
| Miscellaneous Revenue (Schedule 4)                                     | \$ 5,113.92  | \$ 27,547.45  | \$ 17,299.69 |
| Cash Fund Balance Forward From Preceding Year                          | \$ -         | \$ 200.00     | \$ -         |
| Prior Expenditures Recovered   | \$ -         | \$ -          | \$ -         |
| <b>TOTAL RECEIPTS</b>  | \$ 5,113.92  | \$ 27,747.45  | \$ 17,299.69 |
| <b>TOTAL RECEIPTS AND BALANCE</b>                                      | \$ 14,050.90 | \$ 263,170.96 | \$ 21,874.68 |
| Warrants of Year in Caption  | \$ 4,013.74  | \$ 13,761.79  | \$ 14,473.86 |
| Interest Paid Thereon  | \$ -         | \$ -          | \$ -         |
| <b>TOTAL DISBURSEMENTS</b>   | \$ 4,013.74  | \$ 13,761.79  | \$ 14,473.86 |
| <b>CASH BALANCE JUNE 30, 2018</b>                                      | \$ 10,037.16 | \$ 249,409.17 | \$ 7,400.82  |
| Reserve for Warrants Outstanding                                       | \$ -         | \$ 446.85     | \$ 571.81    |
| Reserve for Interest on Warrants                                       | \$ -         | \$ -          | \$ -         |
| Reserves From Schedule 8   | \$ -         | \$ -          | \$ 196.29    |
| <b>TOTAL LIABILITIES AND RESERVE</b>                                   | \$ -         | \$ 446.85     | \$ 768.10    |
| <b>DEFICIT: (Red Figure)</b>   | \$ -         | \$ -          | \$ -         |
| <b>CASH FUND BALANCE FORWARD TO SUCCEEDING YEAR</b>                    | \$ 10,037.16 | \$ 248,962.32 | \$ 6,632.72  |

| Schedule 6, Special Revenue Fund Warrant Accounts of Current Year | 2017-2018   | 2017-2018    | 2017-2018    |
|---|-------------|--------------|--------------|
| CURRENT YEAR  | Amount      | Amount       | Amount       |
| Warrants Outstanding 6-30-2017 of Year in Caption                 | \$ -        | \$ -         | \$ -         |
| Warrants Registered During Year                                   | \$ 4,013.74 | \$ 14,208.64 | \$ 15,045.67 |
| <b>TOTAL</b>  | \$ 4,013.74 | \$ 14,208.64 | \$ 15,045.67 |
| Warrants Paid During Year   | \$ 4,013.74 | \$ 13,761.79 | \$ 14,473.86 |
| Warrants Covered to Bonds or Judgements                           | \$ -        | \$ -         | \$ -         |
| Warrants Cancelled  | \$ -        | \$ -         | \$ -         |
| Warrants Estopped by Statute                                      | \$ -        | \$ -         | \$ -         |
| <b>TOTAL WARRANTS RETIRED</b>                                     | \$ 4,013.74 | \$ 13,761.79 | \$ 14,473.86 |
| <b>BALANCE WARRANTS OUTSTANDING JUNE 30, 2018</b>                 | \$ -        | \$ 446.85    | \$ 571.81    |

\$

SPECIAL REVENUE FUND ACCOUNTS COVERING THE PERIOD JULY 1, 2017, to JUNE 30, 2018  
ESTIMATE OF NEEDS FOR 2018-2019

EXHIBIT "I" 1

| Civil Def Emerg Fund | SH Serv Fee Fund | Clerk lien Fund | Home Refi Fund  | Sher. Ins Rec Fund | Bridge/Rdway Fund |                 |
|----------------------|------------------|-----------------|-----------------|--------------------|-------------------|-----------------|
| 2017-2018            | 2017-2018        | 2017-2018       | 2017-2018       | 2017-2018          | 2017-2018         |                 |
| Amount               | Amount           | Amount          | Amount          | Amount             | Amount            | Total           |
| \$ 73,557.59         | \$ 71,867.54     | \$ 51,099.86    | \$ 1,767,962.21 | \$ 54.75           | \$ 1,172,136.74   | \$ 3,403,525.84 |
| \$ -                 | \$ -             | \$ -            | \$ -            | \$ -               | \$ -              | \$ -            |
| \$ 73,557.59         | \$ 71,867.54     | \$ 51,099.86    | \$ 1,767,962.21 | \$ 54.75           | \$ 1,172,136.74   | \$ 3,403,525.84 |
| \$ 27,987.36         | \$ 5,753.73      | \$ 201.65       | \$ -            | \$ 54.75           | \$ -              | \$ 35,016.15    |
| \$ -                 | \$ -             | \$ -            | \$ -            | \$ -               | \$ -              | \$ -            |
| \$ -                 | \$ 13,661.61     | \$ 5,406.76     | \$ -            | \$ -               | \$ 87,337.80      | \$ 106,602.46   |
| \$ 27,987.36         | \$ 19,415.34     | \$ 5,608.41     | \$ -            | \$ 54.75           | \$ 87,337.80      | \$ 141,618.61   |
| \$ 45,570.23         | \$ 52,452.20     | \$ 45,491.45    | \$ 1,767,962.21 | \$ -               | \$ 1,084,798.94   | \$ 3,261,907.23 |
| \$ 73,557.59         | \$ 71,867.54     | \$ 51,099.86    | \$ 1,767,962.21 | \$ 54.75           | \$ 1,172,136.74   | \$ 3,403,525.84 |

| 2017-2018     | 2017-2018     | 2017-2018    | 2017-2018       | 2017-2018      | 2017-2018       |                 |
|---------------|---------------|--------------|-----------------|----------------|-----------------|-----------------|
| Amount        | Amount        | Amount       | Amount          | Amount         | Amount          | TOTAL           |
| \$ 63,505.84  | \$ 75,407.07  | \$ 46,054.29 | \$ 1,526,049.74 | \$ 67,144.27   | \$ 1,547,366.12 | \$ 3,574,462.81 |
| \$ -          | \$ -          | \$ -         | \$ -            | \$ (52,760.57) | \$ -            | \$ (52,760.57)  |
| \$ -          | \$ -          | \$ -         | \$ -            | \$ -           | \$ -            | \$ -            |
| \$ 63,505.84  | \$ 75,407.07  | \$ 46,054.29 | \$ 1,526,049.74 | \$ 14,383.70   | \$ 1,547,366.12 | \$ 3,521,702.24 |
| \$ -          | \$ -          | \$ -         | \$ -            | \$ -           | \$ -            | \$ -            |
| \$ 187,096.44 | \$ 284,948.06 | \$ 34,994.32 | \$ 258,912.47   | \$ 11,436.22   | \$ 473,855.53   | \$ 1,301,204.10 |
| \$ -          | \$ 5,527.14   | \$ 1,782.55  | \$ -            | \$ 1.05        | \$ 342,540.14   | \$ 350,050.88   |
| \$ -          | \$ -          | \$ -         | \$ -            | \$ -           | \$ -            | \$ -            |
| \$ 187,096.44 | \$ 290,475.20 | \$ 36,776.87 | \$ 258,912.47   | \$ 11,437.27   | \$ 816,395.67   | \$ 1,651,254.98 |
| \$ 250,602.28 | \$ 365,882.27 | \$ 82,831.16 | \$ 1,784,962.21 | \$ 25,820.97   | \$ 2,363,761.79 | \$ 5,172,957.22 |
| \$ 177,044.69 | \$ 294,014.73 | \$ 31,731.30 | \$ 17,000.00    | \$ 25,766.22   | \$ 1,191,625.05 | \$ 1,769,431.38 |
| \$ -          | \$ -          | \$ -         | \$ -            | \$ -           | \$ -            | \$ -            |
| \$ 177,044.69 | \$ 294,014.73 | \$ 31,731.30 | \$ 17,000.00    | \$ 25,766.22   | \$ 1,191,625.05 | \$ 1,769,431.38 |
| \$ 73,557.59  | \$ 71,867.54  | \$ 51,099.86 | \$ 1,767,962.21 | \$ 54.75       | \$ 1,172,136.74 | \$ 3,403,525.84 |
| \$ 27,987.36  | \$ 5,753.73   | \$ 201.65    | \$ -            | \$ 54.75       | \$ -            | \$ 35,016.15    |
| \$ -          | \$ -          | \$ -         | \$ -            | \$ -           | \$ -            | \$ -            |
| \$ -          | \$ 13,661.61  | \$ 5,406.76  | \$ -            | \$ -           | \$ 87,337.80    | \$ 106,602.46   |
| \$ 27,987.36  | \$ 19,415.34  | \$ 5,608.41  | \$ -            | \$ 54.75       | \$ 87,337.80    | \$ 141,618.61   |
| \$ -          | \$ -          | \$ -         | \$ -            | \$ -           | \$ -            | \$ -            |
| \$ 45,570.23  | \$ 52,452.20  | \$ 45,491.45 | \$ 1,767,962.21 | \$ -           | \$ 1,084,798.94 | \$ 3,261,907.23 |

| 2017-2018     | 2017-2018     | 2017-2018    | 2017-2018    | 2017-2018    | 2017-2018       |                 |
|---------------|---------------|--------------|--------------|--------------|-----------------|-----------------|
| Amount        | Amount        | Amount       | Amount       | Amount       | Amount          | TOTAL           |
| \$ -          | \$ 7,597.41   | \$ 733.05    | \$ -         | \$ 4,841.07  | \$ -            | \$ 13,171.53    |
| \$ 205,032.05 | \$ 317,379.75 | \$ 34,750.40 | \$ 17,000.00 | \$ 30,402.89 | \$ 1,301,218.72 | \$ 1,939,051.86 |
| \$ 205,032.05 | \$ 324,977.16 | \$ 35,483.45 | \$ 17,000.00 | \$ 35,243.96 | \$ 1,301,218.72 | \$ 1,952,223.39 |
| \$ 177,044.69 | \$ 319,223.43 | \$ 35,281.80 | \$ 17,000.00 | \$ 35,189.21 | \$ 1,301,218.72 | \$ 1,917,207.24 |
| \$ -          | \$ -          | \$ -         | \$ -         | \$ -         | \$ -            | \$ -            |
| \$ -          | \$ -          | \$ -         | \$ -         | \$ -         | \$ -            | \$ -            |
| \$ -          | \$ -          | \$ -         | \$ -         | \$ -         | \$ -            | \$ -            |
| \$ 177,044.69 | \$ 319,223.43 | \$ 35,281.80 | \$ 17,000.00 | \$ 35,189.21 | \$ 1,301,218.72 | \$ 1,917,207.24 |
| \$ 27,987.36  | \$ 5,753.73   | \$ 201.65    | \$ -         | \$ 54.75     | \$ -            | \$ 35,016.15    |

\$ -

SPECIAL REVENUE FUND ACCOUNTS COVERING THE PERIOD JULY 1, 2017, to JUNE 30, 2018  
ESTIMATE OF NEEDS FOR 2018-2019

EXHIBIT "I"

Page 1

| Special Revenue Fund Accounts:   | 911 Emergency Fund   | Juv Detention Fund   | SH Grant Fund      |
|--|----------------------|----------------------|--------------------|
| Schedule 1, Detail of Bond and Coupon Indebtedness as of June 30, 2018 | 2017-2018            | 2017-2018            | 2017-2018          |
| CURRENT YEAR   | Amount               | Amount               | Amount             |
| <b>ASSETS:</b>   |                      |                      |                    |
| Cash Balance June 30, 2018   | \$ 105,785.43        | \$ 248,993.29        | \$ 7,275.14        |
| Investments  | \$ -                 | \$ -                 | \$ -               |
| <b>TOTAL ASSETS</b>  | <b>\$ 105,785.43</b> | <b>\$ 248,993.29</b> | <b>\$ 7,275.14</b> |
| <b>LIABILITIES AND RESERVES:</b>                                       |                      |                      |                    |
| Warrants Outstanding   | \$ -                 | \$ 10,908.12         | \$ -               |
| Reserve for Interest on Warrants                                       | \$ -                 | \$ -                 | \$ -               |
| Reserves From Schedule 8   | \$ 100,000.00        | \$ 31,185.52         | \$ 3,492.00        |
| <b>TOTAL LIABILITIES AND RESERVES</b>                                  | <b>\$ 100,000.00</b> | <b>\$ 42,093.64</b>  | <b>\$ 3,492.00</b> |
| <b>CASH FUND BALANCE JUNE 30, 2018</b>                                 | <b>\$ 5,785.43</b>   | <b>\$ 206,899.65</b> | <b>\$ 3,783.14</b> |
| <b>TOTAL LIABILITIES, RESERVES AND CASH FUND BALANCE</b>               | <b>\$ 105,785.43</b> | <b>\$ 248,993.29</b> | <b>\$ 7,275.14</b> |

| Schedule 5, Expenditures Special Revenue Fund Accounts of Current Year | 2017-2018            | 2017-2018              | 2017-2018          |
|--|----------------------|------------------------|--------------------|
| CURRENT YEAR   | Amount               | Amount                 | Amount             |
| Cash Balance Reported to Excise Board 6-30-2017                        | \$ 90,599.05         | \$ 190,297.27          | \$ 9,316.64        |
| Cash Fund Balance Transferred Out                                      | \$ -                 | \$ -                   | \$ -               |
| Cash Fund Balance Transferred In                                       | \$ -                 | \$ -                   | \$ -               |
| Adjusted Cash Balance  | \$ 90,599.05         | \$ 190,297.27          | \$ 9,316.64        |
| Ad Valorem Tax Apportioned To Year In Caption                          | \$ -                 | \$ -                   | \$ -               |
| Miscellaneous Revenue (Schedule 4)                                     | \$ 72,686.38         | \$ 1,523,014.82        | \$ -               |
| Cash Fund Balance Forward From Preceding Year                          | \$ -                 | \$ 4,005.90            | \$ 125.00          |
| Prior Expenditures Recovered   | \$ -                 | \$ 33.90               | \$ -               |
| <b>TOTAL RECEIPTS</b>  | <b>\$ 72,686.38</b>  | <b>\$ 1,527,054.62</b> | <b>\$ 125.00</b>   |
| <b>TOTAL RECEIPTS AND BALANCE</b>                                      | <b>\$ 163,285.43</b> | <b>\$ 1,717,351.89</b> | <b>\$ 9,441.64</b> |
| Warrants of Year in Caption  | \$ 57,500.00         | \$ 1,468,358.60        | \$ 2,166.50        |
| Interest Paid Thereon  | \$ -                 | \$ -                   | \$ -               |
| <b>TOTAL DISBURSEMENTS</b>   | <b>\$ 57,500.00</b>  | <b>\$ 1,468,358.60</b> | <b>\$ 2,166.50</b> |
| <b>CASH BALANCE JUNE 30, 2018</b>                                      | <b>\$ 105,785.43</b> | <b>\$ 248,993.29</b>   | <b>\$ 7,275.14</b> |
| Reserve for Warrants Outstanding                                       | \$ -                 | \$ 10,908.12           | \$ -               |
| Reserve for Interest on Warrants                                       | \$ -                 | \$ -                   | \$ -               |
| Reserves From Schedule 8   | \$ 100,000.00        | \$ 31,185.52           | \$ 3,492.00        |
| <b>TOTAL LIABILITIES AND RESERVE</b>                                   | <b>\$ 100,000.00</b> | <b>\$ 42,093.64</b>    | <b>\$ 3,492.00</b> |
| <b>DEFICIT: (Red Figure)</b>   | <b>\$ -</b>          | <b>\$ -</b>            | <b>\$ -</b>        |
| <b>CASH FUND BALANCE FORWARD TO SUCCEEDING YEAR</b>                    | <b>\$ 5,785.43</b>   | <b>\$ 206,899.65</b>   | <b>\$ 3,783.14</b> |

| Schedule 6, Special Revenue Fund Warrant Accounts of Current Year | 2017-2018           | 2017-2018              | 2017-2018          |
|---|---------------------|------------------------|--------------------|
| CURRENT YEAR  | Amount              | Amount                 | Amount             |
| Warrants Outstanding 6-30-2017 of Year in Caption                 | \$ -                | \$ 9,817.53            | \$ 618.98          |
| Warrants Registered During Year                                   | \$ 57,500.00        | \$ 1,498,066.87        | \$ 8,490.88        |
| <b>TOTAL</b>  | <b>\$ 57,500.00</b> | <b>\$ 1,507,884.40</b> | <b>\$ 9,109.86</b> |
| Warrants Paid During Year   | \$ 57,500.00        | \$ 1,496,976.28        | \$ 9,109.86        |
| Warrants Converted to Bonds or Judgements                         | \$ -                | \$ -                   | \$ -               |
| Warrants Cancelled  | \$ -                | \$ -                   | \$ -               |
| Warrants Estopped by Statute                                      | \$ -                | \$ -                   | \$ -               |
| <b>TOTAL WARRANTS RETIRED</b>                                     | <b>\$ 57,500.00</b> | <b>\$ 1,496,976.28</b> | <b>\$ 9,109.86</b> |
| <b>BALANCE WARRANTS OUTSTANDING JUNE 30, 2018</b>                 | <b>\$ -</b>         | <b>\$ 10,908.12</b>    | <b>\$ -</b>        |

Interest Earnings 2017-2018

SPECIAL REVENUE FUND ACCOUNTS COVERING THE PERIOD JULY 1, 2017, to JUNE 30, 2018  
ESTIMATE OF NEEDS FOR 2018-2019

EXHIBIT "I" 1

| Resale Prop Fund | Law Library Fund | Excess Resale Fund | Preservation Fee Fund | ST Jail Fund  | North Road PR Fund | Total           |
|------------------|------------------|--------------------|-----------------------|---------------|--------------------|-----------------|
| 2017-2018        | 2017-2018        | 2017-2018          | 2017-2018             | 2017-2018     | 2017-2018          |                 |
| Amount           | Amount           | Amount             | Amount                | Amount        | Amount             |                 |
| \$ 788,943.11    | \$ 5,788.27      | \$ 125,131.79      | \$ 104,600.54         | \$ 366,263.82 | \$ -               | \$ 1,752,781.39 |
| \$ -             | \$ -             | \$ -               | \$ -                  | \$ -          | \$ -               | \$ -            |
| \$ 788,943.11    | \$ 5,788.27      | \$ 125,131.79      | \$ 104,600.54         | \$ 366,263.82 | \$ -               | \$ 1,752,781.39 |
| \$ 5,799.17      | \$ -             | \$ -               | \$ -                  | \$ 277,528.00 | \$ -               | \$ 294,235.29   |
| \$ -             | \$ -             | \$ -               | \$ -                  | \$ -          | \$ -               | \$ -            |
| \$ -             | \$ -             | \$ -               | \$ 73.87              | \$ -          | \$ -               | \$ 134,751.39   |
| \$ 5,799.17      | \$ -             | \$ -               | \$ 73.87              | \$ 277,528.00 | \$ -               | \$ 428,986.68   |
| \$ 783,143.94    | \$ 5,788.27      | \$ 125,131.79      | \$ 104,526.67         | \$ 88,735.82  | \$ -               | \$ 1,323,794.71 |
| \$ 788,943.11    | \$ 5,788.27      | \$ 125,131.79      | \$ 104,600.54         | \$ 366,263.82 | \$ -               | \$ 1,752,781.39 |

| 2017-2018       | 2017-2018    | 2017-2018     | 2017-2018     | 2017-2018       | 2017-2018 | TOTAL           |
|-----------------|--------------|---------------|---------------|-----------------|-----------|-----------------|
| Amount          | Amount       | Amount        | Amount        | Amount          | Amount    |                 |
| \$ 942,227.56   | \$ 6,158.23  | \$ 80,184.20  | \$ 89,345.99  | \$ 162,698.10   | \$ -      | \$ 1,570,827.04 |
| \$ (1.00)       | \$ -         | \$ -          | \$ -          | \$ -            | \$ -      | \$ (1.00)       |
| \$ -            | \$ -         | \$ -          | \$ -          | \$ -            | \$ -      | \$ -            |
| \$ 942,226.56   | \$ 6,158.23  | \$ 80,184.20  | \$ 89,345.99  | \$ 162,698.10   | \$ -      | \$ 1,570,826.04 |
| \$ -            | \$ -         | \$ -          | \$ -          | \$ -            | \$ -      | \$ -            |
| \$ 658,408.22   | \$ 71,468.73 | \$ 108,141.60 | \$ 92,855.00  | \$ 3,089,238.72 | \$ -      | \$ 5,615,813.47 |
| \$ -            | \$ -         | \$ -          | \$ -          | \$ -            | \$ -      | \$ 4,130.90     |
| \$ -            | \$ -         | \$ -          | \$ -          | \$ -            | \$ -      | \$ 33.90        |
| \$ 658,408.22   | \$ 71,468.73 | \$ 108,141.60 | \$ 92,855.00  | \$ 3,089,238.72 | \$ -      | \$ 5,619,978.27 |
| \$ 1,600,634.78 | \$ 77,626.96 | \$ 188,325.80 | \$ 182,200.99 | \$ 3,251,936.82 | \$ -      | \$ 7,190,804.31 |
| \$ 811,691.67   | \$ 71,838.69 | \$ 63,194.01  | \$ 77,600.45  | \$ 2,885,673.00 | \$ -      | \$ 5,438,022.92 |
| \$ -            | \$ -         | \$ -          | \$ -          | \$ -            | \$ -      | \$ -            |
| \$ 811,691.67   | \$ 71,838.69 | \$ 63,194.01  | \$ 77,600.45  | \$ 2,885,673.00 | \$ -      | \$ 5,438,022.92 |
| \$ 788,943.11   | \$ 5,788.27  | \$ 125,131.79 | \$ 104,600.54 | \$ 366,263.82   | \$ -      | \$ 1,752,781.39 |
| \$ 5,799.17     | \$ -         | \$ -          | \$ -          | \$ 277,528.00   | \$ -      | \$ 294,235.29   |
| \$ -            | \$ -         | \$ -          | \$ -          | \$ -            | \$ -      | \$ -            |
| \$ -            | \$ -         | \$ -          | \$ 73.87      | \$ -            | \$ -      | \$ 134,751.39   |
| \$ 5,799.17     | \$ -         | \$ -          | \$ 73.87      | \$ 277,528.00   | \$ -      | \$ 428,986.68   |
| \$ -            | \$ -         | \$ -          | \$ -          | \$ -            | \$ -      | \$ -            |
| \$ 783,143.94   | \$ 5,788.27  | \$ 125,131.79 | \$ 104,526.67 | \$ 88,735.82    | \$ -      | \$ 1,323,794.71 |

| 2017-2018     | 2017-2018    | 2017-2018    | 2017-2018    | 2017-2018       | 2017-2018 | TOTAL           |
|---------------|--------------|--------------|--------------|-----------------|-----------|-----------------|
| Amount        | Amount       | Amount       | Amount       | Amount          | Amount    |                 |
| \$ 7,857.22   | \$ -         | \$ -         | \$ 4,836.50  | \$ -            | \$ -      | \$ 23,130.23    |
| \$ 817,490.84 | \$ 71,838.69 | \$ 63,194.01 | \$ 78,748.53 | \$ 3,426,894.00 | \$ -      | \$ 6,022,223.82 |
| \$ 825,348.06 | \$ 71,838.69 | \$ 63,194.01 | \$ 83,585.03 | \$ 3,426,894.00 | \$ -      | \$ 6,045,354.05 |
| \$ 819,548.89 | \$ 71,838.69 | \$ 63,194.01 | \$ 83,585.03 | \$ 3,149,366.00 | \$ -      | \$ 5,751,118.76 |
| \$ -          | \$ -         | \$ -         | \$ -         | \$ -            | \$ -      | \$ -            |
| \$ -          | \$ -         | \$ -         | \$ -         | \$ -            | \$ -      | \$ -            |
| \$ -          | \$ -         | \$ -         | \$ -         | \$ -            | \$ -      | \$ -            |
| \$ 819,548.89 | \$ 71,838.69 | \$ 63,194.01 | \$ 83,585.03 | \$ 3,149,366.00 | \$ -      | \$ 5,751,118.76 |
| \$ 5,799.17   | \$ -         | \$ -         | \$ -         | \$ 277,528.00   | \$ -      | \$ 294,235.29   |



SPECIAL REVENUE FUND ACCOUNTS COVERING THE PERIOD JULY 1, 2017, to JUNE 30, 2018  
ESTIMATE OF NEEDS FOR 2018-2019

EXHIBIT "I"

Page 1

| Special Revenue Fund Accounts:   | ST Sheriff<br>Fund   | SH CTHS Sec<br>Fund | REAP Grant<br>Fund  |
|--|----------------------|---------------------|---------------------|
| Schedule 1, Detail of Bond and Coupon Indebtedness as of June 30, 2018 | 2017-2018            | 2017-2018           | 2017-2018           |
| CURRENT YEAR   | Amount               | Amount              | Amount              |
| <b>ASSETS:</b>   |                      |                     |                     |
| Cash Balance June 30, 2018   | \$ 225,219.81        | \$ 38,946.71        | \$ 45,000.00        |
| Investments  | \$ -                 | \$ -                | \$ -                |
| <b>TOTAL ASSETS</b>  | <b>\$ 225,219.81</b> | <b>\$ 38,946.71</b> | <b>\$ 45,000.00</b> |
| <b>LIABILITIES AND RESERVES:</b>                                       |                      |                     |                     |
| Warrants Outstanding   | \$ 50,933.99         | \$ -                | \$ -                |
| Reserve for Interest on Warrants                                       | \$ -                 | \$ -                | \$ -                |
| Reserves From Schedule 8   | \$ 72,043.50         | \$ 28.43            | \$ -                |
| <b>TOTAL LIABILITIES AND RESERVES</b>                                  | <b>\$ 122,977.49</b> | <b>\$ 28.43</b>     | <b>\$ -</b>         |
| <b>CASH FUND BALANCE JUNE 30, 2018</b>                                 | <b>\$ 102,242.32</b> | <b>\$ 38,918.28</b> | <b>\$ 45,000.00</b> |
| <b>TOTAL LIABILITIES, RESERVES AND CASH FUND BALANCE</b>               | <b>\$ 225,219.81</b> | <b>\$ 38,946.71</b> | <b>\$ 45,000.00</b> |

| Schedule 5, Expenditures Special Revenue Fund Accounts of Current Year | 2017-2018            | 2017-2018           | 2017-2018           |
|--|----------------------|---------------------|---------------------|
| CURRENT YEAR   | Amount               | Amount              | Amount              |
| Cash Balance Reported to Excise Board 6-30-2017                        | \$ 138,877.72        | \$ 9,284.87         | \$ -                |
| Cash Fund Balance Transferred Out                                      | \$ -                 | \$ -                | \$ -                |
| Cash Fund Balance Transferred In                                       | \$ 52,760.57         | \$ -                | \$ -                |
| Adjusted Cash Balance  | \$ 191,638.29        | \$ 9,284.87         | \$ -                |
| Ad Valorem Tax Apportioned To Year In Caption                          | \$ -                 | \$ -                | \$ -                |
| Miscellaneous Revenue (Schedule 4)                                     | \$ 180,833.22        | \$ 49,848.28        | \$ 45,000.00        |
| Cash Fund Balance Forward From Preceding Year                          | \$ -                 | \$ -                | \$ -                |
| Prior Expenditures Recovered   | \$ -                 | \$ -                | \$ -                |
| <b>TOTAL RECEIPTS</b>  | <b>\$ 180,833.22</b> | <b>\$ 49,848.28</b> | <b>\$ 45,000.00</b> |
| <b>TOTAL RECEIPTS AND BALANCE</b>                                      | <b>\$ 372,471.51</b> | <b>\$ 59,133.15</b> | <b>\$ 45,000.00</b> |
| Warrants of Year in Caption  | \$ 147,251.70        | \$ 20,186.44        | \$ -                |
| Interest Paid Thereon  | \$ -                 | \$ -                | \$ -                |
| <b>TOTAL DISBURSEMENTS</b>   | <b>\$ 147,251.70</b> | <b>\$ 20,186.44</b> | <b>\$ -</b>         |
| <b>CASH BALANCE JUNE 30, 2018</b>                                      | <b>\$ 225,219.81</b> | <b>\$ 38,946.71</b> | <b>\$ 45,000.00</b> |
| Reserve for Warrants Outstanding                                       | \$ 50,933.99         | \$ -                | \$ -                |
| Reserve for Interest on Warrants                                       | \$ -                 | \$ -                | \$ -                |
| Reserves From Schedule 8   | \$ 72,043.50         | \$ 28.43            | \$ -                |
| <b>TOTAL LIABILITIES AND RESERVE</b>                                   | <b>\$ 122,977.49</b> | <b>\$ 28.43</b>     | <b>\$ -</b>         |
| <b>DEFICIT: (Red Figure)</b>   | <b>\$ -</b>          | <b>\$ -</b>         | <b>\$ -</b>         |
| <b>CASH FUND BALANCE FORWARD TO SUCCEEDING YEAR</b>                    | <b>\$ 102,242.32</b> | <b>\$ 38,918.28</b> | <b>\$ 45,000.00</b> |

| Schedule 6, Special Revenue Fund Warrant Accounts of Current Year | 2017-2018            | 2017-2018           | 2017-2018   |
|---|----------------------|---------------------|-------------|
| CURRENT YEAR  | Amount               | Amount              | Amount      |
| Warrants Outstanding 6-30-2017 of Year in Caption                 | \$ 3,897.65          | \$ -                | \$ -        |
| Warrants Registered During Year                                   | \$ 198,185.69        | \$ 20,241.30        | \$ -        |
| <b>TOTAL</b>  | <b>\$ 202,083.34</b> | <b>\$ 20,241.30</b> | <b>\$ -</b> |
| Warrants Paid During Year   | \$ 151,149.35        | \$ 20,241.30        | \$ -        |
| Warrants Converted to Bonds or Judgements                         | \$ -                 | \$ -                | \$ -        |
| Warrants Cancelled  | \$ -                 | \$ -                | \$ -        |
| Warrants Estopped by Statute                                      | \$ -                 | \$ -                | \$ -        |
| <b>TOTAL WARRANTS RETIRED</b>                                     | <b>\$ 151,149.35</b> | <b>\$ 20,241.30</b> | <b>\$ -</b> |
| <b>BALANCE WARRANTS OUTSTANDING JUNE 30, 2018</b>                 | <b>\$ 50,933.99</b>  | <b>\$ -</b>         | <b>\$ -</b> |



SPECIAL REVENUE FUND ACCOUNTS COVERING THE PERIOD JULY 1, 2017, to JUNE 30, 2018  
ESTIMATE OF NEEDS FOR 2018-2019

EXHIBIT "I"

Page 1

| Special Revenue Fund Accounts:   | County Line Rd<br>Fund | ST Cap Imp<br>Fund   | St Ind Authority<br>Fund |
|--|------------------------|----------------------|--------------------------|
| Schedule 1, Detail of Bond and Coupon Indebtedness as of June 30, 2018 | 2017-2018              | 2017-2018            | 2017-2018                |
| CURRENT YEAR   | Amount                 | Amount               | Amount                   |
| <b>ASSETS:</b>   |                        |                      |                          |
| Cash Balance June 30, 2018   | \$ 146,872.74          | \$ 143,341.52        | \$ 59,646.11             |
| Investments  | \$ -                   | \$ -                 | \$ -                     |
| <b>TOTAL ASSETS</b>  | <b>\$ 146,872.74</b>   | <b>\$ 143,341.52</b> | <b>\$ 59,646.11</b>      |
| <b>LIABILITIES AND RESERVES:</b>                                       |                        |                      |                          |
| Warrants Outstanding   | \$ -                   | \$ -                 | \$ -                     |
| Reserve for Interest on Warrants                                       | \$ -                   | \$ -                 | \$ -                     |
| Reserves From Schedule 8   | \$ -                   | \$ -                 | \$ -                     |
| <b>TOTAL LIABILITIES AND RESERVES</b>                                  | <b>\$ -</b>            | <b>\$ -</b>          | <b>\$ -</b>              |
| <b>CASH FUND BALANCE JUNE 30, 2018</b>                                 | <b>\$ 146,872.74</b>   | <b>\$ 143,341.52</b> | <b>\$ 59,646.11</b>      |
| <b>TOTAL LIABILITIES, RESERVES AND CASH FUND BALANCE</b>               | <b>\$ 146,872.74</b>   | <b>\$ 143,341.52</b> | <b>\$ 59,646.11</b>      |

| Schedule 5, Expenditures Special Revenue Fund Accounts of Current Year | 2017-2018            | 2017-2018            | 2017-2018            |
|--|----------------------|----------------------|----------------------|
| CURRENT YEAR   | Amount               | Amount               | Amount               |
| Cash Balance Reported to Excise Board 6-30-2017                        | \$ -                 | \$ 362,675.65        | \$ 0.00              |
| Cash Fund Balance Transferred Out                                      | \$ -                 | \$ -                 | \$ -                 |
| Cash Fund Balance Transferred In                                       | \$ -                 | \$ -                 | \$ -                 |
| Adjusted Cash Balance  | \$ -                 | \$ 362,675.65        | \$ 0.00              |
| Ad Valorem Tax Apportioned To Year In Caption                          | \$ 146,872.74        | \$ 160,131.18        | \$ 741,515.08        |
| Miscellaneous Revenue (Schedule 4)                                     | \$ -                 | \$ -                 | \$ -                 |
| Cash Fund Balance Forward From Preceding Year                          | \$ -                 | \$ -                 | \$ -                 |
| Prior Expenditures Recovered   | \$ -                 | \$ -                 | \$ -                 |
| <b>TOTAL RECEIPTS</b>  | <b>\$ 146,872.74</b> | <b>\$ 160,131.18</b> | <b>\$ 741,515.08</b> |
| <b>TOTAL RECEIPTS AND BALANCE</b>                                      | <b>\$ 146,872.74</b> | <b>\$ 522,806.83</b> | <b>\$ 741,515.08</b> |
| Warrants of Year in Caption  | \$ -                 | \$ 379,465.31        | \$ 681,868.97        |
| Interest Paid Thereon  | \$ -                 | \$ -                 | \$ -                 |
| <b>TOTAL DISBURSEMENTS</b>   | <b>\$ -</b>          | <b>\$ 379,465.31</b> | <b>\$ 681,868.97</b> |
| <b>CASH BALANCE JUNE 30, 2018</b>                                      | <b>\$ 146,872.74</b> | <b>\$ 143,341.52</b> | <b>\$ 59,646.11</b>  |
| Reserve for Warrants Outstanding                                       | \$ -                 | \$ -                 | \$ -                 |
| Reserve for Interest on Warrants                                       | \$ -                 | \$ -                 | \$ -                 |
| Reserves From Schedule 8   | \$ -                 | \$ -                 | \$ -                 |
| <b>TOTAL LIABILITIES AND RESERVE</b>                                   | <b>\$ -</b>          | <b>\$ -</b>          | <b>\$ -</b>          |
| <b>DEFICIT: (Red Figure)</b>   | <b>\$ -</b>          | <b>\$ -</b>          | <b>\$ -</b>          |
| <b>CASH FUND BALANCE FORWARD TO SUCCEEDING YEAR</b>                    | <b>\$ 146,872.74</b> | <b>\$ 143,341.52</b> | <b>\$ 59,646.11</b>  |

| Schedule 6, Special Revenue Fund Warrant Accounts of Current Year | 2017-2018            | 2017-2018            | 2017-2018            |
|---|----------------------|----------------------|----------------------|
| CURRENT YEAR  | Amount               | Amount               | Amount               |
| Warrants Outstanding 6-30-2017 of Year in Caption                 | \$ -                 | \$ -                 | \$ -                 |
| Warrants Registered During Year                                   | \$ 146,872.74        | \$ 406,172.28        | \$ 739,939.73        |
| <b>TOTAL</b>  | <b>\$ 146,872.74</b> | <b>\$ 406,172.28</b> | <b>\$ 739,939.73</b> |
| Warrants Paid During Year   | \$ 146,872.74        | \$ 406,172.28        | \$ 739,939.73        |
| Warrants Converted to Bonds or Judgements                         | \$ -                 | \$ -                 | \$ -                 |
| Warrants Cancelled  | \$ -                 | \$ -                 | \$ -                 |
| Warrants Estopped by Statute                                      | \$ -                 | \$ -                 | \$ -                 |
| <b>TOTAL WARRANTS RETIRED</b>                                     | <b>\$ 146,872.74</b> | <b>\$ 406,172.28</b> | <b>\$ 739,939.73</b> |
| <b>BALANCE WARRANTS OUTSTANDING JUNE 30, 2018</b>                 | <b>\$ -</b>          | <b>\$ -</b>          | <b>\$ -</b>          |

\$ -



SPECIAL REVENUE FUND ACCOUNTS COVERING THE PERIOD JULY 1, 2017, to JUNE 30, 2018  
ESTIMATE OF NEEDS FOR 2018-2019

EXHIBIT "I"

Page 1

| Special Revenue Fund Accounts:   | Fund        | Fund        | Fund        |
|--|-------------|-------------|-------------|
| Schedule 1, Detail of Bond and Coupon Indebtedness as of June 30, 2018 | 2017-2018   | 2017-2018   | 2017-2018   |
| CURRENT YEAR   | Amount      | Amount      | Amount      |
| <b>ASSETS:</b>   |             |             |             |
| Cash Balance June 30, 2018   | \$ -        | \$ -        | \$ -        |
| Investments  | \$ -        | \$ -        | \$ -        |
| <b>TOTAL ASSETS</b>  | <b>\$ -</b> | <b>\$ -</b> | <b>\$ -</b> |
| <b>LIABILITIES AND RESERVES:</b>                                       |             |             |             |
| Warrants Outstanding   | \$ -        | \$ -        | \$ -        |
| Reserve for Interest on Warrants                                       | \$ -        | \$ -        | \$ -        |
| Reserves From Schedule 8   | \$ -        | \$ -        | \$ -        |
| <b>TOTAL LIABILITIES AND RESERVES</b>                                  | <b>\$ -</b> | <b>\$ -</b> | <b>\$ -</b> |
| <b>CASH FUND BALANCE JUNE 30, 2018</b>                                 | <b>\$ -</b> | <b>\$ -</b> | <b>\$ -</b> |
| <b>TOTAL LIABILITIES, RESERVES AND CASH FUND BALANCE</b>               | <b>\$ -</b> | <b>\$ -</b> | <b>\$ -</b> |

| Schedule 5, Expenditures Special Revenue Fund Accounts of Current Year | 2017-2018   | 2017-2018   | 2017-2018   |
|--|-------------|-------------|-------------|
| CURRENT YEAR   | Amount      | Amount      | Amount      |
| Cash Balance Reported to Excise Board 6-30-2017                        | \$ -        | \$ -        | \$ -        |
| Cash Fund Balance Transferred Out                                      | \$ -        | \$ -        | \$ -        |
| Cash Fund Balance Transferred In                                       | \$ -        | \$ -        | \$ -        |
| Adjusted Cash Balance  | \$ -        | \$ -        | \$ -        |
| Ad Valorem Tax Apportioned To Year In Caption                          | \$ -        | \$ -        | \$ -        |
| Miscellaneous Revenue (Schedule 4)                                     | \$ -        | \$ -        | \$ -        |
| Cash Fund Balance Forward From Preceding Year                          | \$ -        | \$ -        | \$ -        |
| Prior Expenditures Recovered   | \$ -        | \$ -        | \$ -        |
| <b>TOTAL RECEIPTS</b>  | <b>\$ -</b> | <b>\$ -</b> | <b>\$ -</b> |
| <b>TOTAL RECEIPTS AND BALANCE</b>                                      | <b>\$ -</b> | <b>\$ -</b> | <b>\$ -</b> |
| Warrants of Year in Caption  | \$ -        | \$ -        | \$ -        |
| Interest Paid Thereon  | \$ -        | \$ -        | \$ -        |
| <b>TOTAL DISBURSEMENTS</b>   | <b>\$ -</b> | <b>\$ -</b> | <b>\$ -</b> |
| <b>CASH BALANCE JUNE 30, 2018</b>                                      | <b>\$ -</b> | <b>\$ -</b> | <b>\$ -</b> |
| Reserve for Warrants Outstanding                                       | \$ -        | \$ -        | \$ -        |
| Reserve for Interest on Warrants                                       | \$ -        | \$ -        | \$ -        |
| Reserves From Schedule 8   | \$ -        | \$ -        | \$ -        |
| <b>TOTAL LIABILITIES AND RESERVE</b>                                   | <b>\$ -</b> | <b>\$ -</b> | <b>\$ -</b> |
| <b>DEFICIT: (Red Figure)</b>   | <b>\$ -</b> | <b>\$ -</b> | <b>\$ -</b> |
| <b>CASH FUND BALANCE FORWARD TO SUCCEEDING YEAR</b>                    | <b>\$ -</b> | <b>\$ -</b> | <b>\$ -</b> |

| Schedule 6, Special Revenue Fund Warrant Accounts of Current Year | 2017-2018   | 2017-2018   | 2017-2018   |
|---|-------------|-------------|-------------|
| CURRENT YEAR  | Amount      | Amount      | Amount      |
| Warrants Outstanding 6-30-2017 of Year in Caption                 | \$ -        | \$ -        | \$ -        |
| Warrants Registered During Year                                   | \$ -        | \$ -        | \$ -        |
| <b>TOTAL</b>  | <b>\$ -</b> | <b>\$ -</b> | <b>\$ -</b> |
| Warrants Paid During Year   | \$ -        | \$ -        | \$ -        |
| Warrants Covered to Bonds or Judgements                           | \$ -        | \$ -        | \$ -        |
| Warrants Cancelled  | \$ -        | \$ -        | \$ -        |
| Warrants Estopped by Statute                                      | \$ -        | \$ -        | \$ -        |
| <b>TOTAL WARRANTS RETIRED</b>                                     | <b>\$ -</b> | <b>\$ -</b> | <b>\$ -</b> |
| <b>BALANCE WARRANTS OUTSTANDING JUNE 30, 2018</b>                 | <b>\$ -</b> | <b>\$ -</b> | <b>\$ -</b> |

\$



SPECIAL REVENUE FUND ACCOUNTS COVERING THE PERIOD JULY 1, 2017, to JUNE 30, 2018  
ESTIMATE OF NEEDS FOR 2018-2019

EXHIBIT "I"

Page 1

| Special Revenue Fund Accounts:   |           |           |           |
|--|-----------|-----------|-----------|
|  | Fund      | Fund      | Fund      |
| Schedule 1, Detail of Bond and Coupon Indebtedness as of June 30, 2018 | 2017-2018 | 2017-2018 | 2017-2018 |
| CURRENT YEAR   | Amount    | Amount    | Amount    |
| <b>ASSETS:</b>   |           |           |           |
| Cash Balance June 30, 2018   | \$ -      | \$ -      | \$ -      |
| Investments  | \$ -      | \$ -      | \$ -      |
| <b>TOTAL ASSETS</b>  | \$ -      | \$ -      | \$ -      |
| <b>LIABILITIES AND RESERVES:</b>                                       |           |           |           |
| Warrants Outstanding   | \$ -      | \$ -      | \$ -      |
| Reserve for Interest on Warrants                                       | \$ -      | \$ -      | \$ -      |
| Reserves From Schedule 8   | \$ -      | \$ -      | \$ -      |
| <b>TOTAL LIABILITIES AND RESERVES</b>                                  | \$ -      | \$ -      | \$ -      |
| <b>CASH FUND BALANCE JUNE 30, 2018</b>                                 | \$ -      | \$ -      | \$ -      |
| <b>TOTAL LIABILITIES, RESERVES AND CASH FUND BALANCE</b>               | \$ -      | \$ -      | \$ -      |

| Schedule 5, Expenditures Special Revenue Fund Accounts of Current Year |           |           |           |
|--|-----------|-----------|-----------|
|  | 2017-2018 | 2017-2018 | 2017-2018 |
| CURRENT YEAR   | Amount    | Amount    | Amount    |
| Cash Balance Reported to Excise Board 6-30-2017                        | \$ -      | \$ -      | \$ -      |
| Cash Fund Balance Transferred Out                                      | \$ -      | \$ -      | \$ -      |
| Cash Fund Balance Transferred In                                       | \$ -      | \$ -      | \$ -      |
| Adjusted Cash Balance  | \$ -      | \$ -      | \$ -      |
| Ad Valorem Tax Apportioned To Year In Caption                          | \$ -      | \$ -      | \$ -      |
| Miscellaneous Revenue (Schedule 4)                                     | \$ -      | \$ -      | \$ -      |
| Cash Fund Balance Forward From Preceding Year                          | \$ -      | \$ -      | \$ -      |
| Prior Expenditures Recovered   | \$ -      | \$ -      | \$ -      |
| <b>TOTAL RECEIPTS</b>  | \$ -      | \$ -      | \$ -      |
| <b>TOTAL RECEIPTS AND BALANCE</b>                                      | \$ -      | \$ -      | \$ -      |
| Warrants of Year in Caption  | \$ -      | \$ -      | \$ -      |
| Interest Paid Thereon  | \$ -      | \$ -      | \$ -      |
| <b>TOTAL DISBURSEMENTS</b>   | \$ -      | \$ -      | \$ -      |
| <b>CASH BALANCE JUNE 30, 2018</b>                                      | \$ -      | \$ -      | \$ -      |
| Reserve for Warrants Outstanding                                       | \$ -      | \$ -      | \$ -      |
| Reserve for Interest on Warrants                                       | \$ -      | \$ -      | \$ -      |
| Reserves From Schedule 8   | \$ -      | \$ -      | \$ -      |
| <b>TOTAL LIABILITIES AND RESERVE</b>                                   | \$ -      | \$ -      | \$ -      |
| <b>DEFICIT: (Red Figure)</b>   | \$ -      | \$ -      | \$ -      |
| <b>CASH FUND BALANCE FORWARD TO SUCCEEDING YEAR</b>                    | \$ -      | \$ -      | \$ -      |

| Schedule 6, Special Revenue Fund Warrant Accounts of Current Year |           |           |           |
|---|-----------|-----------|-----------|
|   | 2017-2018 | 2017-2018 | 2017-2018 |
| CURRENT YEAR  | Amount    | Amount    | Amount    |
| Warrants Outstanding 6-30-2017 of Year in Caption                 | \$ -      | \$ -      | \$ -      |
| Warrants Registered During Year                                   | \$ -      | \$ -      | \$ -      |
| <b>TOTAL</b>  | \$ -      | \$ -      | \$ -      |
| Warrants Paid During Year   | \$ -      | \$ -      | \$ -      |
| Warrants Covered to Bonds or Judgements                           | \$ -      | \$ -      | \$ -      |
| Warrants Cancelled  | \$ -      | \$ -      | \$ -      |
| Warrants Estopped by Statute                                      | \$ -      | \$ -      | \$ -      |
| <b>TOTAL WARRANTS RETIRED</b>                                     | \$ -      | \$ -      | \$ -      |
| <b>BALANCE WARRANTS OUTSTANDING JUNE 30, 2018</b>                 | \$ -      | \$ -      | \$ -      |

\$ -





**CERTIFICATE OF EXCISE BOARD  
ESTIMATE OF NEEDS FOR 2018-2019**

STATE OF OKLAHOMA, COUNTY OF COMANCHE

We, the members of the Excise Board of said County and State, do hereby certify that we have examined the foregoing estimates of proposed current expenses for the ensuing fiscal year as filed with the Board of County Commissioners, and those directly under, or in contractual relationship with, the Board of County Commissioners; we have ascertained from the Financial Statements submitted therewith the amount of Surplus Balances of Cash on Hand; we have considered the uncollected ad valorem taxes of the previous year or years; and we have ascertained that the probable Income estimated to be collected from all sources other than ad valorem taxation may reasonably be expected as a revenue for the ensuing fiscal year, and that the same does not exceed 90% of the actual collection from such sources for the previous fiscal year.

In so doing, we have diligently performed the duties imposed upon the Excise Board by 68 O.S. 1991 Section 3007, (1) ascertaining that the financial statements, as to statistics therein contained reflect the true fiscal condition at the close of the fiscal year, or caused the same to be corrected so to show; (2) struck from the estimate of needs so submitted any items not authorized by law and reduced to the sum authorized by law any items restricted by statute as to the amount lawfully expendable therefore; (3) supplemented such estimate, after proper publication, by an estimate of needs prepared by this Excise Board to make provision for mandatory governmental functions where the estimate submitted wholly failed or was deemed inadequate to fulfill the mandate of the Constitutions or of the Legislature; (4) computed the total means available to each fund in the manner provided; and (5) then and only thereafter. -

Accordingly, we have and do hereby appropriate the Surplus Balances of Cash on Hand, and the Revenues and Levies hereinafter set forth for each Fund to the several and specific purposes named in such estimates, by each, to the intent and purpose that CONSTITUTIONAL GOVERNMENTAL FUNCTIONS shall be first assured and provided for, and subsequently to provide for Legislative Governmental Functions insofar as to the available Surpluses, Revenues and Levies will permit; and we have provided also that the Levies are in excess of the amount appropriated to needs after deducting the surplus cash balance on hand, and Estimated Revenues other than tax, by the percentage and amount or reserve for delinquent tax as hereinafter set forth, which we have determined in the manner provided by law.

We further certify that we have examined the within statements of account and estimated needs or requirements of the Governing Board of 2017 County, in relation to the Sinking Fund or Funds thereof, and after finding the same correct or having caused the same to be corrected pursuant to 68 O. S. 1991 Section 3009, have approved the requirements therefor to fulfill the conditions of Section 26 and 28 of Article 10, Oklahoma Constitution, and have made and certified a tax levy therefor to the extent of the excess of said total requirements over the total of items 2, 3, 6, and 12 of Exhibit "Y" (Page 2) and any other legal deduction, including a reserve of  
\_10\_% for delinquent taxes.

CERTIFICATE OF EXCISE BOARD  
ESTIMATE OF NEEDS FOR 2018-2019

| EXHIBIT "Y"<br>County Excise Board's Appropriation<br>of Income and Revenue | General<br>Fund  | Building<br>Fund | Co-op<br>Fund | Industrial<br>Bonds | Sinking Fund<br>(Exc. Homesteads) |
|---|------------------|------------------|---------------|---------------------|-----------------------------------|
| Appropriation Approved & Provision Made                                     | \$ 10,140,592.01 | \$ -             | \$ -          | \$ -                | \$ -                              |
| Appropriation of Revenues   | \$ -             | \$ -             | \$ -          | \$ -                | \$ -                              |
| Excess of Assets Over Liabilities   | \$ 3,445,596.09  | \$ -             | \$ -          | \$ -                | \$ -                              |
| Unclaimed Protest Tax Refunds   | \$ -             | \$ -             | \$ -          | \$ -                | \$ -                              |
| Miscellaneous Estimated Revenues  | \$ -             | \$ -             | \$ -          | \$ -                | \$ -                              |
| Est. Value of Surplus Tax in Process  | \$ -             | \$ -             | \$ -          | \$ -                | \$ -                              |
| Sinking Fund Contributions  | \$ -             | \$ -             | \$ -          | \$ -                | \$ -                              |
| Surplus Building Fund Cash  | \$ -             | \$ -             | \$ -          | \$ -                | \$ -                              |
| Total Other Than 2017 Tax   | \$ 3,445,596.09  | \$ -             | \$ -          | \$ -                | \$ -                              |
| Balance Required  | \$ 6,694,995.92  | \$ -             | \$ -          | \$ -                | \$ -                              |
| Add 10% for Delinquency   | \$ 669,499.59    | \$ -             | \$ -          | \$ -                | \$ -                              |
| Total Required for 2017 Tax   | \$ 7,364,495.51  | \$ -             | \$ -          | \$ -                | \$ -                              |
| Rate of Levy Required and Certified (in Mills)                              | 10.23            | 0.00             | 0.00          | 0.00                | 0.00                              |

We further certify that the net assessed valuation of the Property, subject to ad valorem taxes, after the amount of all Homestead Exemptions have been deducted in the said County as finally equalized and certified by the State Board of Equalization for the current year 2018-2019 is as follows:

| VALUATION AND LEVIES EXCLUDING HOMESTEADS |                   |                   |                  |                   |
|---|-------------------|-------------------|------------------|-------------------|
| County                                    | Real              | Personal          | Public Service   | Total             |
| Total Valuation,                          | \$ 562,178,260.00 | \$ 112,728,925.00 | \$ 44,984,849.00 | \$ 719,892,034.00 |


and that the assessed valuations herein certified have been used in computing the rates of mill levies and the proceeds thereof appropriated as aforesaid; and that having ascertained as aforesaid, the aggregate amount to be raised by ad valorem taxation, we thereupon made the levies therefor as provided by law as follows:

General Fur      10.23 Mills;      Building Fund      0.00 Mills;      Sinking Fund      0.00 Mills;      Sub-Total      10.23 Mills;

|  |              |
|--|--------------|
| Free Fair Budget Account (Levy Per Applicable Statute)                                     | 0.00 Mills;  |
| Free Fair Improvement Budget Account (Net Proceeds of 1.00 Mill)                           | 0.00 Mills;  |
| Free Fair Additional Improvement Budget Account (Net Proceeds of 1.00 Mill)                | 0.00 Mills;  |
| Library Budget Account (Net Proceeds of 1/2 of 1.00 Mill)                                  | 0.00 Mills;  |
| Cooperative County/City-County Library Budget Account (1.00 to 4.00 Mills)                 | 0.00 Mills;  |
| County Cemetery (Prior To Aug. 15, 1933) Budget Account (Net Proceeds of 1/5 of 1.00 Mill) | 0.00 Mills;  |
| Public Buildings Budget Account (Not To Exceed 5.00 Mills)                                 | 0.00 Mills;  |
| County Health Fund (Not To Exceed 2.50 Mills)  | 2.56 Mills;  |
| Emergency Medical Service ( Not To Exceed 3.00 Mills)                                      | 0.00 Mills;  |
| Total County Levies  | 12.79 Mills; |
| County Wide Levy For Schools (4.00 Mills)  | 4.09 Mills;  |
| Total County Wide Levy   | 16.88 Mills; |

and we do hereby order the above levies to be certified forthwith by the Secretary of this Board to the County Assessor of said County, in order that the County Assessor may immediately extend said levies upon the Tax Rolls for the year 2018 without regard to any protest that may be filed against

any levies, as required by 68 O. S. 1991, Section 2869  
Dated at Lawton, Oklahoma, this 19 day of September, 2018.

  
Excise Board Member

  
Excise Board Member

  
Excise Board Chairman

  
Excise Board Secretary



COMANCHE COUNTY,  
STATISTICAL DATA  
FISCAL YEAR 2018-2019

**Total Valuation**

|  |    |                |
|--|----|----------------|
| <b>Total Gross Valuation Real Property</b> | \$ | 625,205,369.00 |
| <b>Total Homestead Exemption</b>           | \$ | 63,027,109.00  |
| <b>Total Real Property</b>                 | \$ | 562,178,260.00 |
| <b>Total Personal Property</b>             | \$ | 112,728,925.00 |
| <b>Total Public Service Property</b>       | \$ | 44,984,849.00  |
| <b>Total Valuation of Property</b>         | \$ | 719,892,034.00 |

PUBLICATION SHEET - COMANCHE COUNTY, OKLAHOMA  
 FINANCIAL STATEMENT OF THE VARIOUS FUNDS FOR THE FISCAL YEAR ENDING JUNE 30, 2018, AND ESTIMATE OF NEEDS  
 FOR THE FISCAL YEAR ENDING JUNE 30, 2019, OF THE GOVERNING BOARD OF  
 COMANCHE COUNTY, OKLAHOMA

| STATEMENT OF FINANCIAL CONDITION<br>AS OF JUNE 30, 2018 | GENERAL FUND           | BUILDING FUND | CO-OP FUND  | HEALTH FUND            |
|---|------------------------|---------------|-------------|------------------------|
|   | Detail                 | Detail        | Detail      | Detail                 |
| <b>ASSETS:</b>  |                        |               |             |                        |
| Cash Balance June 30, 2018                              | \$ 3,694,995.06        | \$ -          | \$ -        | \$ 2,358,199.39        |
| Investments   | \$ -                   | \$ -          | \$ -        | \$ -                   |
| <b>TOTAL ASSETS</b>                                     | <b>\$ 3,694,995.06</b> | <b>\$ -</b>   | <b>\$ -</b> | <b>\$ 2,358,199.39</b> |
| <b>LIABILITIES AND RESERVES:</b>                        |                        |               |             |                        |
| Warrants Outstanding                                    | \$ 15,646.27           | \$ -          | \$ -        | \$ 105,042.64          |
| Reserve for Interest on Warrants                        | \$ -                   | \$ -          | \$ -        | \$ -                   |
| Reserves From Schedule 8                                | \$ 233,752.70          | \$ -          | \$ -        | \$ 253,312.02          |
| <b>TOTAL LIABILITIES AND RESERVES</b>                   | <b>\$ 249,398.97</b>   | <b>\$ -</b>   | <b>\$ -</b> | <b>\$ 358,354.66</b>   |
| <b>CASH FUND BALANCE (Deficit) JUNE 30, 2018</b>        | <b>\$ 3,445,596.09</b> | <b>\$ -</b>   | <b>\$ -</b> | <b>\$ 1,999,844.73</b> |

**ESTIMATED NEEDS FOR FISCAL YEAR ENDING JUNE 30, 2019**

| GENERAL FUND                                      | GENERAL FUND            | SINKING FUND BALANCE SHEET                     | SINKING FUND |
|---|-------------------------|--|--------------|
| Current Expense                                   | \$ 10,140,592.01        | 1. Cash Balance on Hand June 30, 2018          | \$ -         |
| Reserve for Int. on Warrants & Revaluation        | \$ -                    | 2. Legal Investments Properly Maturing         | \$ -         |
| Total Required                                    | \$ 10,140,592.01        | 3. Judgements Paid to Recover by Tax Levy      | \$ -         |
| <b>FINANCED</b>                                   |                         | 4. Total Liquid Assets                         | \$ -         |
| Cash Fund Balance                                 | \$ 3,445,596.09         | Deduct Matured Indebtedness:                   |              |
| Estimated Miscellaneous Revenue                   | \$ -                    | 5. a. Past-Due Coupons                         | \$ -         |
| Total Deductions                                  | \$ 3,445,596.09         | 6. b. Interest Accrued Thereon                 | \$ -         |
| Balance to Raise from Ad Valorem Tax              | \$ 6,694,995.92         | 7. c. Past-Due Bonds                           | \$ -         |
| <b>ESTIMATED MISCELLANEOUS REVENUE:</b>           |                         | 8. d. Interest Thereon After Last Coupon       | \$ -         |
| 1000 Charges for Services                         | \$ -                    | 9. e. Fiscal Agency Commissions on Above       | \$ -         |
| 2000 Local Sources of Revenue                     | \$ -                    | 10. f. Judgements and Int. Levied for/Unpaid   | \$ -         |
| 3000 State Sources of Revenue                     | \$ -                    | 11. Total Items a. Through f.                  | \$ -         |
| 4000 Federal Sources of Revenue                   | \$ -                    | 12. Balance of Assets Subject to Accruals      | \$ -         |
| 5000 Miscellaneous Revenue                        | \$ -                    | Deduct Accrual Reserve If Assets Sufficient:   |              |
| 6111 Contributions from Other Funds               | \$ -                    | 13. g. Earned Unmatured Interest               | \$ -         |
| Total Estimated Revenue                           | \$ -                    | 14. h. Accrual on Final Coupons                | \$ -         |
| <b>INDUSTRIAL DEVELOPMENT BONDS</b>               | <b>INDUSTRIAL BONDS</b> | 15. i. Accrued on Unmatured Bonds              | \$ -         |
| 1. Cash Balance on Hand June 30, 2018             | \$ -                    | 16. Total Items g. Through i.                  | \$ -         |
| 2. Legal Investments Properly Maturing            | \$ -                    | 17. Excess of Assets Over Accrual Reserves **  | \$ -         |
| 3. Total Liquid Assets                            | \$ -                    | <b>SINKING FUND REQUIREMENTS FOR 2018-2019</b> |              |
| Deduct Matured Indebtedness                       |                         | 1. Interest Earnings on Bonds                  | \$ -         |
| 4. a. Past-Due Coupons                            | \$ -                    | 2. Accrual on Unmatured Bonds                  | \$ -         |
| 5. b. Interest Accrued Thereon                    | \$ -                    | 3. Annual Accrual on "Prepaid" Judgements      | \$ -         |
| 6. c. Past-Due Bonds                              | \$ -                    | 4. Annual Accrual on "Unpaid" Judgements       | \$ -         |
| 7. d. Interest Thereon After Last Coupon          | \$ -                    | 5. Interest on Unpaid Judgements               | \$ -         |
| 8. e. Fiscal Agency Commissions on Above          | \$ -                    | 6. Annual Accrual From Exhibit KK              | \$ -         |
| 9. Balance of Assets Subject to Accruals          | \$ -                    |  |              |
| 10. Deduct: g. Earned Unmatured Interest          | \$ -                    |  |              |
| 11. h. Accrual on Final Coupons                   | \$ -                    |  |              |
| 12. i. Accrued on Unmatured Bonds                 | \$ -                    |  |              |
| 13. Excess of Assets Over Accrual Reserves*       | \$ -                    |  |              |
| <b>INDUSTRIAL BOND REQUIREMENTS FOR 2018-2019</b> |                         |  |              |
| 1. Interest Earnings on Bonds                     | \$ -                    |  |              |
| 2. Accrual on Unmatured Bonds                     | \$ -                    |  |              |
| Total Sinking Fund Requirements                   | \$ -                    | <b>Total Sinking Fund Requirements</b>         | <b>\$ -</b>  |
| Deduct:   |                         | Deduct:  |              |
| 1. Excess of Assets Over Liabilities              | \$ -                    | 1. Excess of Assets Over Liabilities           | \$ -         |
| 2. Surplus Building Fund Cash                     | \$ -                    | 2. Surplus Building Fund Cash                  | \$ -         |
| Balance Required                                  | \$ -                    | Balance to Raise By Tax Levy                   | \$ -         |

PUBLICATION SHEET - COMANCHE COUNTY, OKLAHOMA  
 FINANCIAL STATEMENT OF THE VARIOUS FUNDS FOR THE FISCAL YEAR ENDING JUNE 30, 2018, AND ESTIMATE OF NEEDS  
 FOR THE FISCAL YEAR ENDING JUNE 30, 2019, OF THE GOVERNING BOARD OF  
 COMANCHE COUNTY, OKLAHOMA

EXHIBIT "Z"

| ** If line 12 is less than line 16 after omitting "h" deduct the following<br>each in turn from line 4, "Total Liquid Assets". | SINKING<br>FUND |
|--|-----------------|
| 13d. j. Unmatured Coupons Due 4-1-2019   | \$ -            |
| 14d. k. Unmatured Bonds So Due   | \$ -            |
| 15d. l. Whatever Remains is for Exhibit KK Line E.   | \$ -            |
| 16d. Deficit as Shown on Sinking Fund Balance Sheet.   | \$ -            |
| 17d. Less Cash Requirements for Current Fiscal Year in Excess of Cash on Hand (From Line 15d Above).                           | \$ -            |
| 18d. Remaining Deficit is for Exhibit KK Line F.   | \$ -            |

|   | BUILDING FUND | CO-OP FUND | HEALTH FUND     |
|---|---------------|------------|-----------------|
| Current Expense   | \$ -          | \$ -       | \$ 3,675,229.82 |
| Reserve for Int. on Warrants & Revaluation                  | \$ -          | \$ -       | \$ -            |
| Total Required  | \$ -          | \$ -       | \$ 3,675,229.82 |
| FINANCED:   |               |            |                 |
| Cash Fund Balance   | \$ -          | \$ -       | \$ 1,999,844.73 |
| Estimated Miscellaneous Revenue                             | \$ -          | \$ -       | \$ -            |
| Total Deductions  | \$ -          | \$ -       | \$ 1,999,844.73 |
| Balance to Raise from Ad Valorem Tax and Co-op Fund Balance | \$ -          | \$ -       | \$ 1,675,385.09 |

| * If line 14 is less than the sum of lines g. h. i. after omitting "h" deduct the following<br>each in turn from line 4, "Total Liquid Assets". | INDUSTRIAL BOND<br>FUND |
|---|-------------------------|
| 13d. j. Unmatured Coupons Due Before 4-1-2019   | \$ -                    |
| 14d. k. Unmatured Bonds So Due  | \$ -                    |
| 15d. l. Whatever Remains is for Exhibit KKI Line E.   | \$ -                    |
| 16d. Deficit as Shown on Industrial Bonds Balance Sheet.  | \$ -                    |
| 17d. Less Cash Requirements for Current Fiscal Year in Excess of Cash on Hand (From Line 15d Above).  | \$ -                    |
| 18d. Remaining Deficit is for Exhibit KKI Line F.   | \$ -                    |

CERTIFICATE - GOVERNING BOARD

STATE OF OKLAHOMA, COUNTY OF COMANCHE, ss:

We, the undersigned duly elected, qualified Governing Officers of Comanche County Oklahoma, do hereby certify that at a meeting of the Governing Body of the said County, begun at the time provided by law for Counties and pursuant to the provisions of 68 O. S. 1991 Sec. 3002, the foregoing statement was prepared and is a true and correct condition of the Financial Affairs of said County as reflected by the record of the County Clerk and Treasurer. We further certify that the forgoing estimate for current expenses for the fiscal year beginning July 1, 2018, and ending June 30, 2019, as shown are reasonably necessary for the proper conduct of the affairs of the said County, that the Estimated Income to be derived from sources other than ad valorem taxation does not exceed the lawfully authorized ration of the revenue derived from the same sources during the preceding fiscal year.

\_\_\_\_\_  
Chairman of Board

\_\_\_\_\_  
Commissioner

\_\_\_\_\_  
Commissioner

Attest

\_\_\_\_\_  
County Clerk

Seal

Subscribed and sworn to before me this 20 day of June, 2018.

\_\_\_\_\_  
Notary Public

Required to be published in a legally-qualified newspaper printed in the County, or one issue published in a legally-qualified newspaper of general circulation in the County.

#

\_\_\_\_\_  
Saturday, January 0, 1900

PUBLICATION SHEET - COMANCHE COUNTY, OKLAHOMA  
ESTIMATE OF NEEDS BY APPROPRIATED ACCOUNT FOR 2018-2019

EXHIBIT "Z"

1a

| DEPARTMENTS OF GOVERNMENT<br>APPROPRIATED ACCOUNTS | Governmental Budget Accounts |                 |
|--|------------------------------|-----------------|
|  | FISCAL YEAR 2018-2019        |                 |
|  | NEEDS AS                     | APPROVED BY     |
|  | REQUESTED BY                 | COUNTY          |
|  | GOVERNING                    | EXCISE BOARD    |
|  | BOARD                        |                 |
| <b>01 DISTRICT ATTORNEY - STATE:</b>               |                              |                 |
| 01a Personal Services                              | \$ -                         | \$ -            |
| 01b Part Time Help                                 | \$ -                         | \$ -            |
| 01c Travel   | \$ -                         | \$ -            |
| 01d Maintenance and Operation                      | \$ -                         | \$ -            |
| 01e Capital Outlay                                 | \$ -                         | \$ -            |
| 01f Intergovernmental                              | \$ -                         | \$ -            |
| 01g Other-   | \$ -                         | \$ -            |
| 01 Total   | \$ -                         | \$ -            |
| <b>02 DISTRICT ATTORNEY - COUNTY:</b>              |                              |                 |
| 02a Personal Services                              | \$ -                         | \$ -            |
| 02b Part Time Help                                 | \$ -                         | \$ -            |
| 02c Travel   | \$ -                         | \$ -            |
| 02d Maintenance and Operation                      | \$ -                         | \$ -            |
| 02e Capital Outlay                                 | \$ -                         | \$ -            |
| 02f Intergovernmental                              | \$ -                         | \$ -            |
| 02g Law Library                                    | \$ -                         | \$ -            |
| 02h Other- Professional Services                   | \$ 12,000.00                 | \$ 12,000.00    |
| 02 Total   | \$ 12,000.00                 | \$ 12,000.00    |
| <b>04 COUNTY SHERIFF:</b>                          |                              |                 |
| 04a Personal Services                              | \$ 1,441,067.00              | \$ 1,441,067.00 |
| 04b Part Time Help                                 | \$ -                         | \$ -            |
| 04c Travel   | \$ -                         | \$ -            |
| 04d Maintenance and Operation                      | \$ 31,000.00                 | \$ 31,000.00    |
| 04e Capital Outlay                                 | \$ 100.00                    | \$ 100.00       |
| 04f Intergovernmental                              | \$ -                         | \$ -            |
| 04g Sheriff's Fees                                 | \$ -                         | \$ -            |
| 04h Board of Prisoners                             | \$ -                         | \$ -            |
| 04i Other - Benefits                               | \$ 633,761.48                | \$ 633,761.48   |
| 04 Total   | \$ 2,105,928.48              | \$ 2,105,928.48 |
| <b>06 COUNTY TREASURER:</b>                        |                              |                 |
| 06a Personal Services                              | \$ 203,897.00                | \$ 203,897.00   |
| 06b Part Time Help                                 | \$ -                         | \$ -            |
| 06c Travel   | \$ 4,800.00                  | \$ 4,800.00     |
| 06d Maintenance and Operation                      | \$ 31,050.19                 | \$ 31,050.19    |
| 06e Capital Outlay                                 | \$ 100.00                    | \$ 100.00       |
| 06f Intergovernmental                              | \$ -                         | \$ -            |
| 06g Other - Benefits                               | \$ 85,636.74                 | \$ 85,636.74    |
| 06 Total   | \$ 325,483.93                | \$ 325,483.93   |
| <b>08 COUNTY COMMISSIONERS:</b>                    |                              |                 |
| 08a Personal Services                              | \$ 265,716.00                | \$ 265,716.00   |
| 08b Part Time Help                                 | \$ -                         | \$ -            |
| 08c Travel   | \$ 22,000.00                 | \$ 22,000.00    |
| 08d Maintenance and Operation                      | \$ -                         | \$ -            |
| 08e Capital Outlay                                 | \$ 100.00                    | \$ 100.00       |
| 08f Intergovernmental                              | \$ -                         | \$ -            |
| 08g Other - Benefits                               | \$ 98,969.00                 | \$ 98,969.00    |
| 08 Total   | \$ 386,785.00                | \$ 386,785.00   |

PUBLICATION SHEET - COMANCHE COUNTY, OKLAHOMA  
ESTIMATE OF NEEDS BY APPROPRIATED ACCOUNT FOR 2018-2019

EXHIBIT "Z"

1b

| Governmental Budget Accounts                     |               |               |
|--|---------------|---------------|
| FISCAL YEAR 2018-2019                            |               |               |
| DEPARTMENTS OF GOVERNMENT                        | NEEDS AS      | APPROVED BY   |
| APPROPRIATED ACCOUNTS                            | REQUESTED BY  | COUNTY        |
|  | GOVERNING     | EXCISE BOARD  |
|  | BOARD         |               |
| <b>09 COUNTY COMMISSIONERS O.S.U. EXTENSION:</b> |               |               |
| 09a Personal Services                            | \$ 125,877.00 | \$ 125,877.00 |
| 09b Part Time Help                               | \$ -          | \$ -          |
| 09c Travel                                       | \$ 16,100.00  | \$ 16,100.00  |
| 09d Maintenance and Operation                    | \$ 10,000.00  | \$ 10,000.00  |
| 09e Capital Outlay                               | \$ 100.00     | \$ 100.00     |
| 09f Intergovernmental                            | \$ -          | \$ -          |
| 09g Other -                                      | \$ -          | \$ -          |
| 09 Total   | \$ 152,077.00 | \$ 152,077.00 |
| <b>10 COUNTY CLERK:</b>                          |               |               |
| 10a Personal Services                            | \$ 460,684.91 | \$ 460,684.91 |
| 10b Part Time Help                               | \$ -          | \$ -          |
| 10c Travel                                       | \$ 4,800.00   | \$ 4,800.00   |
| 10d Maintenance and Operation                    | \$ 6,950.00   | \$ 6,950.00   |
| 10e Capital Outlay                               | \$ 100.00     | \$ 100.00     |
| 10f Intergovernmental                            | \$ -          | \$ -          |
| 10g Lien Fees                                    | \$ -          | \$ -          |
| 010h Other - Benefits                            | \$ 191,068.46 | \$ 191,068.46 |
| 10 Total   | \$ 663,603.37 | \$ 663,603.37 |
| <b>14 COURT CLERK:</b>                           |               |               |
| 14a Personal Services                            | \$ 564,664.00 | \$ 564,664.00 |
| 14b Part Time Help                               | \$ -          | \$ -          |
| 14c Travel                                       | \$ 4,800.00   | \$ 4,800.00   |
| 14d Maintenance and Operation                    | \$ -          | \$ -          |
| 14e Capital Outlay                               | \$ -          | \$ -          |
| 14f Intergovernmental                            | \$ -          | \$ -          |
| 14g Other - Benefits                             | \$ 244,304.00 | \$ 244,304.00 |
| 14 Total   | \$ 813,768.00 | \$ 813,768.00 |
| <b>16 COUNTY ASSESSOR:</b>                       |               |               |
| 16a Personal Services                            | \$ 270,789.01 | \$ 270,789.01 |
| 16b Part Time Help                               | \$ -          | \$ -          |
| 16c Travel                                       | \$ 12,000.00  | \$ 12,000.00  |
| 16d Maintenance and Operation                    | \$ 7,900.00   | \$ 7,900.00   |
| 16e Capital Outlay                               | \$ 100.00     | \$ 100.00     |
| 16f Intergovernmental                            | \$ -          | \$ -          |
| 16g Other - Benefits                             | \$ 118,117.44 | \$ 118,117.44 |
| 16h Other -                                      | \$ -          | \$ -          |
| 16 Total   | \$ 408,906.45 | \$ 408,906.45 |
| <b>17 REVALUATION OF REAL PROPERTY:</b>          |               |               |
| 17a Personal Services                            | \$ 411,315.52 | \$ 411,315.52 |
| 17b Part Time Help                               | \$ -          | \$ -          |
| 17c Travel                                       | \$ 20,000.00  | \$ 20,000.00  |
| 17d Maintenance and Operation                    | \$ 50,000.00  | \$ 50,000.00  |
| 17e Capital Outlay                               | \$ 100.00     | \$ 100.00     |
| 17f Intergovernmental                            | \$ -          | \$ -          |
| 17g Other - Contract Labor                       | \$ 73,830.00  | \$ 73,830.00  |
| 17h Other - Benefits                             | \$ 168,005.38 | \$ 168,005.38 |
| 17 Total   | \$ 723,250.90 | \$ 723,250.90 |

PUBLICATION SHEET - COMANCHE COUNTY, OKLAHOMA  
ESTIMATE OF NEEDS BY APPROPRIATED ACCOUNT FOR 2018-2019

EXHIBIT "Z"

1c

| Governmental Budget Accounts               |                 |                 |
|--|-----------------|-----------------|
| FISCAL YEAR 2018-2019                      |                 |                 |
| DEPARTMENTS OF GOVERNMENT                  | NEEDS AS        | APPROVED BY     |
| APPROPRIATED ACCOUNTS                      | REQUESTED BY    | COUNTY          |
|  | GOVERNING       | EXCISE BOARD    |
|  | BOARD           |                 |
| <b>18 JUVENILE SHELTER BUREAU:</b>         |                 |                 |
| 18a Personal Services                      | \$ 343,483.84   | \$ 343,483.84   |
| 18b Part Time Help                         | \$ -            | \$ -            |
| 18c Travel                                 | \$ 2,000.00     | \$ 2,000.00     |
| 18d Maintenance and Operation              | \$ 11,000.00    | \$ 11,000.00    |
| 18e Capital Outlay                         | \$ 1.00         | \$ 1.00         |
| 18f Intergovernmental                      | \$ -            | \$ -            |
| 18g Other - Benefits                       | \$ 151,132.89   | \$ 151,132.89   |
| 18 Total                                   | \$ 507,617.73   | \$ 507,617.73   |
| <b>19 DISTRICT COURT:</b>                  |                 |                 |
| 19a Personal Services                      | \$ -            | \$ -            |
| 19b Part Time Help                         | \$ -            | \$ -            |
| 19c Travel                                 | \$ -            | \$ -            |
| 19d Maintenance and Operation              | \$ -            | \$ -            |
| 19e Capital Outlay                         | \$ -            | \$ -            |
| 19f Intergovernmental                      | \$ -            | \$ -            |
| 19g Other -                                | \$ -            | \$ -            |
| 19 Total                                   | \$ -            | \$ -            |
| <b>20 GENERAL GOVERNMENT</b>               |                 |                 |
| 20a Personal Services                      | \$ 160,197.00   | \$ 160,197.00   |
| 20b Part Time Help                         | \$ -            | \$ -            |
| 20c Travel                                 | \$ -            | \$ -            |
| 20d Maintenance and Operation              | \$ 599,578.51   | \$ 599,578.51   |
| 20e Capital Outlay                         | \$ 100.00       | \$ 100.00       |
| 20f Intergovernmental                      | \$ -            | \$ -            |
| 20g Other -                                | \$ -            | \$ -            |
| 20h Other - M&O W/C and Property Liability | \$ 681,440.00   | \$ 681,440.00   |
| 20i Other - Contingency Fund               | \$ 927,217.77   | \$ 927,217.77   |
| 20j Other - Benefits                       | \$ 70,637.40    | \$ 70,637.40    |
| 20 Total                                   | \$ 2,439,170.68 | \$ 2,439,170.68 |
| <b>21 EXCISE - EQUALIZATION BOARD:</b>     |                 |                 |
| 21a Personal Services                      | \$ 6,000.00     | \$ 6,000.00     |
| 21b Part Time Help                         | \$ -            | \$ -            |
| 21c Travel                                 | \$ 1,500.00     | \$ 1,500.00     |
| 21d Maintenance and Operation              | \$ -            | \$ -            |
| 21e Capital Outlay                         | \$ -            | \$ -            |
| 21f Intergovernmental                      | \$ -            | \$ -            |
| 21g Other - Benefits                       | \$ 500.00       | \$ 500.00       |
| 21 Total                                   | \$ 8,000.00     | \$ 8,000.00     |
| <b>22 COUNTY ELECTION EXPENSE:</b>         |                 |                 |
| 22a Personal Services                      | \$ 86,784.38    | \$ 86,784.38    |
| 22b Part Time Help                         | \$ 15,000.00    | \$ 15,000.00    |
| 22c Travel                                 | \$ 150.00       | \$ 150.00       |
| 22d Maintenance and Operation              | \$ 8,150.00     | \$ 8,150.00     |
| 22e Capital Outlay                         | \$ 100.00       | \$ 100.00       |
| 22f Election Expense                       | \$ 10,500.00    | \$ 10,500.00    |
| 22g Other - Benefits                       | \$ 36,416.89    | \$ 36,416.89    |
| 22 Total                                   | \$ 157,101.27   | \$ 157,101.27   |



PUBLICATION SHEET - COMANCHE COUNTY, OKLAHOMA  
ESTIMATE OF NEEDS BY APPROPRIATED ACCOUNT FOR 2018-2019

EXHIBIT "Z"

1d

| Governmental Budget Accounts       |              |              |
|------------------------------------|--------------|--------------|
| FISCAL YEAR 2018-2019              |              |              |
| DEPARTMENTS OF GOVERNMENT          | NEEDS AS     | APPROVED BY  |
| APPROPRIATED ACCOUNTS              | REQUESTED BY | COUNTY       |
|                                    | GOVERNING    | EXCISE BOARD |
|                                    | BOARD        |              |
| <b>23 INSURANCE - BENEFITS:</b>    |              |              |
| 23a Hospital                       | \$ -         | \$ -         |
| 23b Accident                       | \$ -         | \$ -         |
| 23c Life                           | \$ -         | \$ -         |
| 23d Property                       | \$ -         | \$ -         |
| 23e Workmans Compensation          | \$ -         | \$ -         |
| 23f Unemployment                   | \$ -         | \$ -         |
| 23g Retirement                     | \$ -         | \$ -         |
| 23h Self Insured                   | \$ -         | \$ -         |
| 23i FICA                           | \$ -         | \$ -         |
| 23j Other -                        | \$ -         | \$ -         |
| 23 Total                           | \$ -         | \$ -         |
| <b>24 COUNTY PURCHASING AGENT:</b> |              |              |
| 24a Personal Services              | \$ -         | \$ -         |
| 24b Part Time Help                 | \$ -         | \$ -         |
| 24c Travel                         | \$ -         | \$ -         |
| 24d Maintenance and Operation      | \$ -         | \$ -         |
| 24e Capital Outlay                 | \$ -         | \$ -         |
| 24f Intergovernmental              | \$ -         | \$ -         |
| 24g Other -                        | \$ -         | \$ -         |
| 24 Total                           | \$ -         | \$ -         |
| <b>25 DATA PROCESSING:</b>         |              |              |
| 25a Personal Services              | \$ -         | \$ -         |
| 25b Part Time Help                 | \$ -         | \$ -         |
| 25c Travel                         | \$ -         | \$ -         |
| 25d Maintenance and Operation      | \$ -         | \$ -         |
| 25e Capital Outlay                 | \$ -         | \$ -         |
| 25f Intergovernmental              | \$ -         | \$ -         |
| 25g Other -                        | \$ -         | \$ -         |
| 25 Total                           | \$ -         | \$ -         |
| <b>26 COUNTY SUPT. OF HEALTH</b>   |              |              |
| 26a Personal Services              | \$ -         | \$ -         |
| 26b Part Time Help                 | \$ -         | \$ -         |
| 26c Travel                         | \$ -         | \$ -         |
| 26d Maintenance and Operation      | \$ -         | \$ -         |
| 26e Capital Outlay                 | \$ -         | \$ -         |
| 26f Intergovernmental              | \$ -         | \$ -         |
| 26g Other -                        | \$ -         | \$ -         |
| 26 Total                           | \$ -         | \$ -         |
| <b>27 WELFARE AGENCIES:</b>        |              |              |
| 27a Personal Services              | \$ -         | \$ -         |
| 27b Part Time Help                 | \$ -         | \$ -         |
| 27c Travel                         | \$ -         | \$ -         |
| 27d Maintenance and Operation      | \$ -         | \$ -         |
| 27e Capital Outlay                 | \$ -         | \$ -         |
| 27f Intergovernmental              | \$ -         | \$ -         |
| 27g Other -                        | \$ -         | \$ -         |
| 27 Total                           | \$ -         | \$ -         |

PUBLICATION SHEET - COMANCHE COUNTY, OKLAHOMA  
ESTIMATE OF NEEDS BY APPROPRIATED ACCOUNT FOR 2018-2019

EXHIBIT "Z"

1e

| DEPARTMENTS OF GOVERNMENT<br>APPROPRIATED ACCOUNTS | Governmental Budget Accounts |              |
|--|------------------------------|--------------|
|  | FISCAL YEAR 2018-2019        |              |
|  | NEEDS AS                     | APPROVED BY  |
|  | REQUESTED BY                 | COUNTY       |
|  | GOVERNING                    | EXCISE BOARD |
|  | BOARD                        |              |
| <b>28 CHARITY:</b>                                 |                              |              |
| 28a Personal Services                              | \$ -                         | \$ -         |
| 28b Part Time Help                                 | \$ -                         | \$ -         |
| 28c Travel   | \$ -                         | \$ -         |
| 28d Maintenance and Operation                      | \$ 2,000.00                  | \$ 2,000.00  |
| 28e Capital Outlay                                 | \$ -                         | \$ -         |
| 28f Intergovernmental                              | \$ -                         | \$ -         |
| 28g Other -  | \$ -                         | \$ -         |
| 28 Total   | \$ 2,000.00                  | \$ 2,000.00  |
| <b>29 FIRE FIGHTING SERVICES:</b>                  |                              |              |
| 29a Personal Services                              | \$ -                         | \$ -         |
| 29b Part Time Help                                 | \$ -                         | \$ -         |
| 29c Travel   | \$ -                         | \$ -         |
| 29d Maintenance and Operation                      | \$ -                         | \$ -         |
| 29e Capital Outlay                                 | \$ -                         | \$ -         |
| 29f Intergovernmental                              | \$ -                         | \$ -         |
| 29g Equipment Lease Rentals                        | \$ -                         | \$ -         |
| 29h Other -  | \$ -                         | \$ -         |
| 29i Other -  | \$ -                         | \$ -         |
| 29 Total   | \$ -                         | \$ -         |
| <b>30 RECORDING ACCOUNT:</b>                       |                              |              |
| 30a Personal Services                              | \$ -                         | \$ -         |
| 30b Part Time Help                                 | \$ -                         | \$ -         |
| 30c Travel   | \$ -                         | \$ -         |
| 30d Maintenance and Operation                      | \$ -                         | \$ -         |
| 30e Capital Outlay                                 | \$ -                         | \$ -         |
| 30f Intergovernmental                              | \$ -                         | \$ -         |
| 30g Other -  | \$ -                         | \$ -         |
| 30 Total   | \$ -                         | \$ -         |
| <b>31 COUNTY ENGINEER:</b>                         |                              |              |
| 31a Personal Services                              | \$ -                         | \$ -         |
| 31b Part Time Help                                 | \$ -                         | \$ -         |
| 31c Travel   | \$ -                         | \$ -         |
| 31d Maintenance and Operation                      | \$ -                         | \$ -         |
| 31e Capital Outlay                                 | \$ -                         | \$ -         |
| 31f Intergovernmental                              | \$ -                         | \$ -         |
| 31g Other -  | \$ -                         | \$ -         |
| 31h Other -  | \$ -                         | \$ -         |
| 31 Total   | \$ -                         | \$ -         |
| <b>32 LIBRARY:</b>                                 |                              |              |
| 32a Personal Services                              | \$ -                         | \$ -         |
| 32b Part Time Help                                 | \$ -                         | \$ -         |
| 32c Travel   | \$ -                         | \$ -         |
| 32d Maintenance and Operation                      | \$ -                         | \$ -         |
| 32e Capital Outlay                                 | \$ -                         | \$ -         |
| 32f Lawton Library                                 | \$ 25,000.00                 | \$ 25,000.00 |
| 32g Elgin Library                                  | \$ 1,500.00                  | \$ 1,500.00  |
| 32 Total   | \$ 26,500.00                 | \$ 26,500.00 |

PUBLICATION SHEET - COMANCHE COUNTY, OKLAHOMA  
ESTIMATE OF NEEDS BY APPROPRIATED ACCOUNT FOR 2018-2019

EXHIBIT "Z"

1f

| DEPARTMENTS OF GOVERNMENT<br>APPROPRIATED ACCOUNTS | Governmental Budget Accounts<br>FISCAL YEAR 2018-2019 |               |
|--|---|---------------|
|  | NEEDS AS  | APPROVED BY   |
|  | REQUESTED BY  | COUNTY        |
|  | GOVERNING<br>BOARD                                    | EXCISE BOARD  |
| <b>33 PUBLIC DEFENDER:</b>                         |   |               |
| 33a Personal Services                              | \$ -  | \$ -          |
| 33b Part Time Help                                 | \$ -  | \$ -          |
| 33c Travel   | \$ -  | \$ -          |
| 33d Maintenance and Operation                      | \$ -  | \$ -          |
| 33e Capital Outlay                                 | \$ -  | \$ -          |
| 33f Intergovernmental                              | \$ -  | \$ -          |
| 33g Other -  | \$ -  | \$ -          |
| 33h Other -  | \$ -  | \$ -          |
| 33 Total   | \$ -  | \$ -          |
| <b>34 CIVIL DEFENSE/EMERGENCY MANAGEMENT:</b>      |   |               |
| 34a Personal Services                              | \$ -  | \$ -          |
| 34b Part Time Help                                 | \$ -  | \$ -          |
| 34c Travel   | \$ -  | \$ -          |
| 34d Maintenance and Operation                      | \$ 129,463.33   | \$ 129,463.33 |
| 34e Capital Outlay                                 | \$ -  | \$ -          |
| 34f Intergovernmental                              | \$ -  | \$ -          |
| 34g Other -  | \$ -  | \$ -          |
| 34 Total   | \$ 129,463.33   | \$ 129,463.33 |
| <b>36 SOLID WASTE:</b>                             |   |               |
| 36a Personal Services                              | \$ -  | \$ -          |
| 36b Part Time Help                                 | \$ -  | \$ -          |
| 36c Travel   | \$ -  | \$ -          |
| 36d Maintenance and Operation                      | \$ -  | \$ -          |
| 36e Capital Outlay                                 | \$ -  | \$ -          |
| 36f Intergovernmental                              | \$ -  | \$ -          |
| 36g Other -  | \$ -  | \$ -          |
| 36h Other -  | \$ -  | \$ -          |
| 36 Total   | \$ -  | \$ -          |
| <b>38 SOIL CONSERVATION DISTRICT:</b>              |   |               |
| 38a Personal Services                              | \$ -  | \$ -          |
| 38b Part Time Help                                 | \$ -  | \$ -          |
| 38c Travel   | \$ -  | \$ -          |
| 38d Maintenance and Operation                      | \$ -  | \$ -          |
| 38e Capital Outlay                                 | \$ -  | \$ -          |
| 38f Intergovernmental                              | \$ -  | \$ -          |
| 38g Other -  | \$ -  | \$ -          |
| 38h Other -  | \$ -  | \$ -          |
| 38 Total   | \$ -  | \$ -          |
| <b>40 REWARD FUND:</b>                             |   |               |
| 40a Personal Services                              | \$ -  | \$ -          |
| 40b Part Time Help                                 | \$ -  | \$ -          |
| 40c Travel   | \$ -  | \$ -          |
| 40d Maintenance and Operation                      | \$ -  | \$ -          |
| 40e Capital Outlay                                 | \$ -  | \$ -          |
| 40f Intergovernmental                              | \$ -  | \$ -          |
| 40g Other -  | \$ -  | \$ -          |
| 40 Total   | \$ -  | \$ -          |

PUBLICATION SHEET - COMANCHE COUNTY, OKLAHOMA  
ESTIMATE OF NEEDS BY APPROPRIATED ACCOUNT FOR 2018-2019

EXHIBIT "Z"

1g

|                               |   | Governmental Budget Accounts |               |
|-------------------------------|---|------------------------------|---------------|
|                               |   | FISCAL YEAR 2018-2019        |               |
| DEPARTMENTS OF GOVERNMENT     |   | NEEDS AS                     | APPROVED BY   |
| APPROPRIATED ACCOUNTS         |   | REQUESTED BY                 | COUNTY        |
|                               |   | GOVERNING                    | EXCISE BOARD  |
|                               |   | BOARD                        |               |
| 60 Juvenile Detention Center  |   |                              |               |
| 60a Personal Services         | # | \$ -                         | \$ -          |
| 60b Part Time Help            | # | \$ -                         | \$ -          |
| 60c Travel                    | # | \$ -                         | \$ -          |
| 60d Maintenance and Operation | # | \$ 285,427.18                | \$ 285,427.18 |
| 60e Capital Outlay            | # | \$ -                         | \$ -          |
| 60f Intergovernmental         | # | \$ -                         | \$ -          |
| 60g Other -                   | # | \$ -                         | \$ -          |
| 60h Other -                   |   | \$ -                         | \$ -          |
| 60 Total                      |   | \$ 285,427.18                | \$ 285,427.18 |
| 61 E-911                      | # |                              |               |
| 61a Personal Services         | # | \$ -                         | \$ -          |
| 61b Part Time Help            | # | \$ -                         | \$ -          |
| 61c Travel                    | # | \$ -                         | \$ -          |
| 61d Maintenance and Operation | # | \$ 399,952.62                | \$ 399,952.62 |
| 61e Capital Outlay            | # | \$ -                         | \$ -          |
| 61f Intergovernmental         | # | \$ -                         | \$ -          |
| 61g Other -                   | # | \$ -                         | \$ -          |
| 61h Other -                   |   | \$ -                         | \$ -          |
| 61 Total                      |   | \$ 399,952.62                | \$ 399,952.62 |
| 62                            | # |                              |               |
| 62a Personal Services         | # | \$ -                         | \$ -          |
| 62b Part Time Help            | # | \$ -                         | \$ -          |
| 62c Travel                    | # | \$ -                         | \$ -          |
| 62d Maintenance and Operation | # | \$ -                         | \$ -          |
| 62e Capital Outlay            | # | \$ -                         | \$ -          |
| 62f Intergovernmental         | # | \$ -                         | \$ -          |
| 62g Other -                   | # | \$ -                         | \$ -          |
| 62h Other -                   | # | \$ -                         | \$ -          |
| 62 Total                      |   | \$ -                         | \$ -          |
| 63                            |   |                              |               |
| 63a Personal Services         | # | \$ -                         | \$ -          |
| 63b Part Time Help            | # | \$ -                         | \$ -          |
| 63c Travel                    | # | \$ -                         | \$ -          |
| 63d Maintenance and Operation | # | \$ -                         | \$ -          |
| 63e Capital Outlay            | # | \$ -                         | \$ -          |
| 63f Intergovernmental         | # | \$ -                         | \$ -          |
| 63g Other -                   | # | \$ -                         | \$ -          |
| 63 Total                      |   | \$ -                         | \$ -          |
| 64                            |   |                              |               |
| 64a Personal Services         | # | \$ -                         | \$ -          |
| 64b Part Time Help            | # | \$ -                         | \$ -          |
| 64c Travel                    | # | \$ -                         | \$ -          |
| 64d Maintenance and Operation | # | \$ -                         | \$ -          |
| 64e Capital Outlay            | # | \$ -                         | \$ -          |
| 64f Intergovernmental         | # | \$ -                         | \$ -          |
| 64g Other -                   | # | \$ -                         | \$ -          |
| 64 Total                      |   | \$ -                         | \$ -          |

PUBLICATION SHEET - COMANCHE COUNTY, OKLAHOMA  
ESTIMATE OF NEEDS BY APPROPRIATED ACCOUNT FOR 2018-2019

EXHIBIT "Z"

1h

| Governmental Budget Accounts  |   |              |              |
|-------------------------------|---|--------------|--------------|
| FISCAL YEAR 2018-2019         |   |              |              |
| DEPARTMENTS OF GOVERNMENT     |   | NEEDS AS     | APPROVED BY  |
| APPROPRIATED ACCOUNTS         |   | REQUESTED BY | COUNTY       |
|                               |   | GOVERNING    | EXCISE BOARD |
|                               |   | BOARD        |              |
| 65                            |   |              |              |
| 65a Personal Services         | # | \$ -         | \$ -         |
| 65b Part Time Help            | # | \$ -         | \$ -         |
| 65c Travel                    | # | \$ -         | \$ -         |
| 65d Maintenance and Operation | # | \$ -         | \$ -         |
| 65e Capital Outlay            | # | \$ -         | \$ -         |
| 65f Intergovernmental         | # | \$ -         | \$ -         |
| 65g Other -                   | # | \$ -         | \$ -         |
| 65h Other -                   |   | \$ -         | \$ -         |
| 65 Total                      |   | \$ -         | \$ -         |
| 66                            | # |              |              |
| 66a Personal Services         | # | \$ -         | \$ -         |
| 66b Part Time Help            | # | \$ -         | \$ -         |
| 66c Travel                    | # | \$ -         | \$ -         |
| 66d Maintenance and Operation | # | \$ -         | \$ -         |
| 66e Capital Outlay            | # | \$ -         | \$ -         |
| 66f Intergovernmental         | # | \$ -         | \$ -         |
| 66g Other -                   | # | \$ -         | \$ -         |
| 66h Other -                   |   | \$ -         | \$ -         |
| 66 Total                      |   | \$ -         | \$ -         |
| 67                            | # |              |              |
| 67a Personal Services         | # | \$ -         | \$ -         |
| 67b Part Time Help            | # | \$ -         | \$ -         |
| 67c Travel                    | # | \$ -         | \$ -         |
| 67d Maintenance and Operation | # | \$ -         | \$ -         |
| 67e Capital Outlay            | # | \$ -         | \$ -         |
| 67f Intergovernmental         | # | \$ -         | \$ -         |
| 67g Other -                   | # | \$ -         | \$ -         |
| 67h Other -                   | # | \$ -         | \$ -         |
| 67 Total                      |   | \$ -         | \$ -         |
| 68                            |   |              |              |
| 68a Personal Services         |   | \$ -         | \$ -         |
| 68b Part Time Help            |   | \$ -         | \$ -         |
| 68c Travel                    |   | \$ -         | \$ -         |
| 68d Maintenance and Operation |   | \$ -         | \$ -         |
| 68e Capital Outlay            |   | \$ -         | \$ -         |
| 68f Intergovernmental         |   | \$ -         | \$ -         |
| 68g Other -                   |   | \$ -         | \$ -         |
| 68 Total                      |   | \$ -         | \$ -         |
| 69                            |   |              |              |
| 69a Personal Services         |   | \$ -         | \$ -         |
| 69b Part Time Help            |   | \$ -         | \$ -         |
| 69c Travel                    |   | \$ -         | \$ -         |
| 69d Maintenance and Operation |   | \$ -         | \$ -         |
| 69e Capital Outlay            |   | \$ -         | \$ -         |
| 69f Intergovernmental         |   | \$ -         | \$ -         |
| 69g Other -                   |   | \$ -         | \$ -         |
| 69 Total                      |   | \$ -         | \$ -         |

PUBLICATION SHEET - COMANCHE COUNTY, OKLAHOMA  
ESTIMATE OF NEEDS BY APPROPRIATED ACCOUNT FOR 2018-2019

EXHIBIT "Z"

li

|  |   | Governmental Budget Accounts |               |
|--|---|------------------------------|---------------|
|  |   | FISCAL YEAR 2018-2019        |               |
| DEPARTMENTS OF GOVERNMENT                    |   | NEEDS AS                     | APPROVED BY   |
| APPROPRIATED ACCOUNTS                        |   | REQUESTED BY                 | COUNTY        |
|  |   | GOVERNING                    | EXCISE BOARD  |
|  |   | BOARD                        |               |
| <b>80 HIGHWAY BUDGET ACCOUNT:</b>            |   |                              |               |
| 80a Personal Services                        | # | \$ -                         | \$ -          |
| 80b Part Time Help                           | # | \$ -                         | \$ -          |
| 80c Travel                                   | # | \$ -                         | \$ -          |
| 80d Maintenance and Operation                | # | \$ -                         | \$ -          |
| 80e Capital Outlay                           | # | \$ -                         | \$ -          |
| 80f Intergovernmental                        | # | \$ -                         | \$ -          |
| 80g Other -                                  | # | \$ -                         | \$ -          |
| 80h Other -                                  |   | \$ -                         | \$ -          |
| 80j Other -                                  |   | \$ -                         | \$ -          |
| 80 Total                                     |   | \$ -                         | \$ -          |
| <b>82 COUNTY AUDIT BUDGET ACCOUNT:</b>       |   |                              |               |
| 82a Salaries and Expense of Audit and Report |   | \$ 74,457.07                 | \$ 74,457.07  |
| 82b Intergovernmental                        |   | \$ -                         | \$ -          |
| 82c Other -                                  |   | \$ -                         | \$ -          |
| 82 Total                                     |   | \$ 74,457.07                 | \$ 74,457.07  |
| <b>83 COUNTY CEMETARY ACCOUNT:</b>           |   |                              |               |
| 83a Personal Services                        |   | \$ -                         | \$ -          |
| 83b Part Time Help                           |   | \$ -                         | \$ -          |
| 83c Travel                                   |   | \$ -                         | \$ -          |
| 83d Maintenance and Operation                | # | \$ -                         | \$ -          |
| 83e Capital Outlay                           | # | \$ -                         | \$ -          |
| 83f Intergovernmental                        | # | \$ -                         | \$ -          |
| 83g Other -                                  | # | \$ -                         | \$ -          |
| 83h Other -                                  | # | \$ -                         | \$ -          |
| 83 Total                                     | # | \$ -                         | \$ -          |
| <b>84 FREE FAIR BUDGET ACCOUNT:</b>          |   |                              |               |
| 84a Personal Services                        | # | \$ -                         | \$ -          |
| 84b Part Time Help                           | # | \$ -                         | \$ -          |
| 84c Travel                                   |   | \$ -                         | \$ -          |
| 84d Maintenance and Operation                |   | \$ 255,826.00                | \$ 255,826.00 |
| 84e Capital Outlay                           |   | \$ 2,000.00                  | \$ 2,000.00   |
| 84f Intergovernmental                        |   | \$ -                         | \$ -          |
| 84g Premiums and Awards                      |   | \$ 68,300.00                 | \$ 68,300.00  |
| 84h Other -                                  |   | \$ -                         | \$ -          |
| 84i Other -                                  |   | \$ -                         | \$ -          |
| 84 Total                                     |   | \$ 326,126.00                | \$ 326,126.00 |
| <b>86 FREE FAIR IMPROVEMENT ACCOUNT:</b>     |   |                              |               |
| 86a Personal Services                        |   | \$ -                         | \$ -          |
| 86b Part Time Help                           |   | \$ -                         | \$ -          |
| 86c Travel                                   |   | \$ -                         | \$ -          |
| 86d Maintenance and Operation                |   | \$ -                         | \$ -          |
| 86e Capital Outlay                           |   | \$ -                         | \$ -          |
| 86f Intergovernmental                        |   | \$ -                         | \$ -          |
| 86g Other -                                  |   | \$ -                         | \$ -          |
| 86h Other -                                  |   | \$ -                         | \$ -          |
| 86 Total                                     |   | \$ -                         | \$ -          |

PUBLICATION SHEET - COMANCHE COUNTY, OKLAHOMA  
ESTIMATE OF NEEDS BY APPROPRIATED ACCOUNT FOR 2018-2019

EXHIBIT "Z"

1j

| Governmental Budget Accounts              |   |               |               |
|---|---|---------------|---------------|
| FISCAL YEAR 2018-2019                     |   |               |               |
| DEPARTMENTS OF GOVERNMENT                 |   | NEEDS AS      | APPROVED BY   |
| APPROPRIATED ACCOUNTS                     |   | REQUESTED BY  | COUNTY        |
|   |   | GOVERNING     | EXCISE BOARD  |
|   |   | BOARD         |               |
| <b>87 LIBRARY BUDGET ACCOUNT:</b>         |   |               |               |
| 87a Personal Services                     | # | \$ -          | \$ -          |
| 87b Part Time Help                        | # | \$ -          | \$ -          |
| 87c Travel                                | # | \$ -          | \$ -          |
| 87d Maintenance and Operation             | # | \$ -          | \$ -          |
| 87e Capital Outlay                        | # | \$ -          | \$ -          |
| 87f Intergovernmental                     | # | \$ -          | \$ -          |
| 87g Other -                               |   | \$ -          | \$ -          |
| 87 Total                                  |   | \$ -          | \$ -          |
| <b>88 PUBLIC HEALTH BUDGET ACCOUNT:</b>   |   |               |               |
| 88a Personal Services                     |   | \$ -          | \$ -          |
| 88b Part Time Help                        |   | \$ -          | \$ -          |
| 88c Travel                                |   | \$ -          | \$ -          |
| 88d Maintenance and Operation             |   | \$ -          | \$ -          |
| 88e Capital Outlay                        |   | \$ -          | \$ -          |
| 88f Intergovernmental                     |   | \$ -          | \$ -          |
| 88g Other -                               |   | \$ -          | \$ -          |
| 88h Other -                               |   | \$ -          | \$ -          |
| 88 Total                                  |   | \$ -          | \$ -          |
| <b>89 COUNTY HOSPITAL BUDGET ACCOUNT:</b> |   |               |               |
| 89a Personal Services                     |   | \$ -          | \$ -          |
| 89b Part Time Help                        |   | \$ -          | \$ -          |
| 89c Travel                                |   | \$ -          | \$ -          |
| 89d Maintenance and Operation             |   | \$ 179,973.00 | \$ 179,973.00 |
| 89e Capital Outlay                        |   | \$ -          | \$ -          |
| 89f Intergovernmental                     |   | \$ -          | \$ -          |
| 89g Other -                               |   | \$ -          | \$ -          |
| 89h Other -                               |   | \$ -          | \$ -          |
| 89 Total                                  |   | \$ 179,973.00 | \$ 179,973.00 |
| <b>90 CHILD GUIDANCE CLINIC</b>           |   |               |               |
| 90a Personal Services                     |   | \$ -          | \$ -          |
| 90b Part Time Help                        |   | \$ -          | \$ -          |
| 90c Travel                                |   | \$ -          | \$ -          |
| 90d Maintenance and Operation             |   | \$ -          | \$ -          |
| 90e Capital Outlay                        |   | \$ -          | \$ -          |
| 90f Intergovernmental                     |   | \$ -          | \$ -          |
| 90g Other -                               |   | \$ -          | \$ -          |
| 90 Total                                  |   | \$ -          | \$ -          |
| <b>91 TICK ERADICATION ACCOUNT:</b>       |   |               |               |
| 91a Personal Services                     |   | \$ -          | \$ -          |
| 91b Part Time Help                        |   | \$ -          | \$ -          |
| 91c Travel                                |   | \$ -          | \$ -          |
| 91d Maintenance and Operation             |   | \$ -          | \$ -          |
| 91e Capital Outlay                        |   | \$ -          | \$ -          |
| 91f Intergovernmental                     |   | \$ -          | \$ -          |
| 91g Other -                               |   | \$ -          | \$ -          |
| 91h Other -                               |   | \$ -          | \$ -          |
| 91 Total                                  |   | \$ -          | \$ -          |

PUBLICATION SHEET - COMANCHE COUNTY, OKLAHOMA  
ESTIMATE OF NEEDS BY APPROPRIATED ACCOUNT FOR 2018-2019

EXHIBIT "Z"

1k

|   |   | Governmental Budget Accounts |                         |
|---|---|------------------------------|-------------------------|
|   |   | FISCAL YEAR 2018-2019        |                         |
| DEPARTMENTS OF GOVERNMENT               |   | NEEDS AS                     | APPROVED BY             |
| APPROPRIATED ACCOUNTS                   |   | REQUESTED BY                 | COUNTY                  |
|   |   | GOVERNING                    | EXCISE BOARD            |
|   |   | BOARD                        |                         |
| <b>92 BUILDING MAINTENANCE ACCOUNT:</b> |   |                              |                         |
| 92a Personal Services                   | # | \$ -                         | \$ -                    |
| 92b Part Time Help                      | # | \$ -                         | \$ -                    |
| 92c Travel                              | # | \$ -                         | \$ -                    |
| 92d Maintenance and Operation           | # | \$ -                         | \$ -                    |
| 92e Capital Outlay                      | # | \$ -                         | \$ -                    |
| 92f Intergovernmental                   | # | \$ -                         | \$ -                    |
| 92g Other -                             |   | \$ -                         | \$ -                    |
| 92h Other -                             |   | \$ -                         | \$ -                    |
| 92j Other -                             |   | \$ -                         | \$ -                    |
| 92 Total                                |   | \$ -                         | \$ -                    |
| <b>93</b>                               |   |                              |                         |
| 93a Personal Services                   |   | \$ -                         | \$ -                    |
| 93b Part Time Help                      |   | \$ -                         | \$ -                    |
| 93c Travel                              |   | \$ -                         | \$ -                    |
| 93d Maintenance and Operation           |   | \$ -                         | \$ -                    |
| 93e Capital Outlay                      |   | \$ -                         | \$ -                    |
| 93f Intergovernmental                   |   | \$ -                         | \$ -                    |
| 93g Other -                             |   | \$ -                         | \$ -                    |
| 93h Other -                             |   | \$ -                         | \$ -                    |
| 93 Total                                |   | \$ -                         | \$ -                    |
| <b>94</b>                               |   |                              |                         |
| 94a Personal Services                   |   | \$ -                         | \$ -                    |
| 94b Part Time Help                      |   | \$ -                         | \$ -                    |
| 94c Travel                              |   | \$ -                         | \$ -                    |
| 94d Maintenance and Operation           |   | \$ -                         | \$ -                    |
| 94e Capital Outlay                      |   | \$ -                         | \$ -                    |
| 94f Intergovernmental                   |   | \$ -                         | \$ -                    |
| 94g Other -                             |   | \$ -                         | \$ -                    |
| 94h Other -                             |   | \$ -                         | \$ -                    |
| 94 Total                                |   | \$ -                         | \$ -                    |
| <b>98 OTHER USE:</b>                    |   |                              |                         |
| 98a Other Deductions                    |   | \$ -                         | \$ -                    |
| 98 Total                                |   | \$ -                         | \$ -                    |
| <b>TOTAL GENERAL FUND ACCOUNT</b>       |   | <b>\$ 10,127,592.01</b>      | <b>\$ 10,127,592.01</b> |
| <b>SUBJECT TO WARRANT ISSUE:</b>        |   |                              |                         |
| 99 Provision for Interest on Warrants   | # | \$ 13,000.00                 | \$ 13,000.00            |
| <b>GRAND TOTAL GENERAL FUND</b>         |   | <b>\$ 10,140,592.01</b>      | <b>\$ 10,140,592.01</b> |

S.A.&I. Form 2631R97 Entity: Comanche County,

#  
#  
#  
#  
#  
#

Saturday, January 0, 1900



**2018 Comanche ASSESSOR'S OFFICE REPORT TO THE EXCISE BOARD**

| DESCRIPTION                        | DISTRICT | PERSONAL PROPERTY | REAL PROPERTY | PUBLIC SERVICE | TOTAL VALUATION | HOMESTEAD EXEMPTIONS | OTHER EXEMPTIONS | NET VALUATION |
|------------------------------------|----------|-------------------|---------------|----------------|-----------------|----------------------|------------------|---------------|
| <b>City/Village</b>                |          |                   |               |                |                 |                      |                  |               |
| CITY OF LAWTON I-8-1               | T010     | 38,819,981        | 430,932,670   | 17,904,624     | 487,657,275     | 8,052,256            | 32,738,843       | 446,866,176   |
| 3 - LAWTON TIF #2                  |          | 1,784             | 4,071,048     | 0              | 4,072,832       | 0                    | 0                | 4,072,832     |
| 1 - Lawton TIF                     |          | 3,393,832         | 20,651,013    | 0              | 24,044,845      | 267,665              | 347,875          | 23,429,305    |
| TOTAL TIF EXCESS VALUE             |          | 3,395,616         | 24,722,061    | 0              | 28,117,677      | 267,665              | 347,875          | 27,502,137    |
| CITY OF LAWTON I-8-1 - NET VALUE   |          | 35,424,365        | 406,210,609   | 17,904,624     | 459,539,598     | 7,784,591            | 32,390,968       | 419,364,039   |
| LAWTON CITY/AG                     | T011     | 3,199,404         | 20,911,303    | 291,613        | 24,402,320      | 27,000               | 117,734          | 24,257,586    |
| CITY OF CACHE                      | T020     | 165,825           | 9,937,598     | 694,037        | 10,797,460      | 381,501              | 748,660          | 9,667,299     |
| CACHE CITY/AG                      | T021     | 7,210             | 712,822       | 0              | 720,032         | 13,000               | 20,082           | 686,950       |
| CITY OF CHATTANOOGA                | T030     | 309,497           | 1,315,440     | 91,166         | 1,716,103       | 84,815               | 0                | 1,631,288     |
| CHATTANOOGA CITY/AG                | T031     | 0                 | 0             | 0              | 0               | 0                    | 0                | 0             |
| CITY OF ELGIN                      | T040     | 353,166           | 21,841,286    | 658,061        | 22,852,513      | 284,500              | 1,686,784        | 20,881,229    |
| ELGIN CITY/AG                      | T041     | 10,819,762        | 2,785,310     | 0              | 13,605,072      | 86,000               | 112,167          | 13,406,905    |
| CITY OF FAXON                      | T045     | 4,000             | 318,057       | 179            | 322,236         | 28,284               | 0                | 293,952       |
| CITY OF FLETCHER                   | T050     | 281,443           | 5,114,492     | 251,479        | 5,647,414       | 185,587              | 197,047          | 5,264,780     |
| FLETCHER CITY/AG                   | T051     | 0                 | 415,594       | 0              | 415,594         | 6,000                | 18,764           | 390,830       |
| CITY OF GERONIMO                   | T055     | 107,318           | 3,907,640     | 444,405        | 4,459,363       | 176,901              | 197,367          | 4,085,095     |
| GERONIMO CITY/AG                   | T056     | 384               | 80,563        | 0              | 80,947          | 2,000                | 0                | 78,947        |
| CITY OF INDIAHOMA                  | T060     | 24,491            | 538,906       | 50,847         | 614,244         | 66,547               | 17,116           | 530,581       |
| CITY OF MEDICINE PRK               | T065     | 189,307           | 5,307,086     | 1,419,243      | 6,915,636       | 68,301               | 154,920          | 6,692,415     |
| MEDICINE PRK CITY/AG               | T066     | 12,566            | 1,007,045     | 0              | 1,019,611       | 11,000               | 31,605           | 977,006       |
| CITY OF STERLING                   | T070     | 97,315            | 2,367,585     | 288,296        | 2,753,196       | 119,125              | 140,952          | 2,493,119     |
| STERLING CITY/AG                   | T071     | 15,749            | 32,901        | 101,181        | 149,831         | 2,000                | 0                | 147,831       |
| OUTSIDE AND FARM                   | T099     | 61,717,123        | 142,401,132   | 22,789,718     | 226,907,973     | 3,333,150            | 14,532,641       | 209,042,182   |
| CITY/VILLAGE TOTALS (INC TIF)      |          | 116,124,541       | 649,927,430   | 44,984,849     | 811,036,820     | 12,927,967           | 50,714,682       | 747,394,171   |
| <b>Comm-College</b>                |          |                   |               |                |                 |                      |                  |               |
| VO-TECH DISTRICT 1 J-I-1           | V001     | 2,110             | 130,568       | 9,849          | 142,527         | 4,000                | 0                | 138,527       |
| VO-TECH DISTRICT 3 KIOWA           | V003     | 1,813             | 83,545        | 20,902         | 106,260         | 2,000                | 0                | 104,260       |
| VO-TECH DISTRICT 4 J-I-            | V004     | 0                 | 0             | 0              | 0               | 0                    | 0                | 0             |
| VO-TECH DISTRICT 6                 | V006     | 0                 | 0             | 0              | 0               | 0                    | 0                | 0             |
| VO-TECH DISTRICT 9 I-8             | V009     | 109,723,582       | 644,001,468   | 44,314,427     | 798,039,477     | 12,689,498           | 50,078,476       | 735,271,503   |
| 3 - LAWTON TIF #2                  |          | 1,784             | 4,071,048     | 0              | 4,072,832       | 0                    | 0                | 4,072,832     |
| 1 - Lawton TIF                     |          | 3,393,832         | 20,651,013    | 0              | 24,044,845      | 267,665              | 347,875          | 23,429,305    |
| TOTAL TIF EXCESS VALUE             |          | 3,395,616         | 24,722,061    | 0              | 28,117,677      | 267,665              | 347,875          | 27,502,137    |
| VO-TECH DISTRICT 9 I-8 - NET VALUE |          | 106,327,966       | 619,279,407   | 44,314,427     | 769,921,800     | 12,421,833           | 49,730,601       | 707,769,366   |
| VO-TECH DISTRICT 21 JT-2           | V021     | 874               | 174,827       | 79,153         | 254,854         | 5,000                | 35,506           | 214,348       |
| VO-TECH DISTRICT 34 J-I-           | V034     | 170,402           | 4,528,565     | 363,924        | 5,062,891       | 185,000              | 541,047          | 4,336,844     |
| VO-TECH DISTRICT 56 J-56           | V056     | 6,222,778         | 951,391       | 181,716        | 7,355,885       | 41,469               | 59,653           | 7,254,763     |
| VO-TECH DISTRICT 64 J-I-           | V064     | 2,113             | 0             | 11,225         | 13,338          | 0                    | 0                | 13,338        |
| VO-TECH DISTRICT 160 JT            | V160     | 869               | 57,066        | 3,653          | 61,588          | 1,000                | 0                | 60,588        |
| COMM-COLLEGE TOTALS (INC TIF)      |          | 116,124,541       | 649,927,430   | 44,984,849     | 811,036,820     | 12,927,967           | 50,714,682       | 747,394,171   |
| <b>County</b>                      |          |                   |               |                |                 |                      |                  |               |
| COMANCHE COUNTY                    | C001     | 116,124,541       | 649,927,430   | 44,984,849     | 811,036,820     | 12,927,967           | 50,714,682       | 747,394,171   |
| 3 - LAWTON TIF #2                  |          | 1,784             | 4,071,048     | 0              | 4,072,832       | 0                    | 0                | 4,072,832     |
| 1 - Lawton TIF                     |          | 3,393,832         | 20,651,013    | 0              | 24,044,845      | 267,665              | 347,875          | 23,429,305    |
| TOTAL TIF EXCESS VALUE             |          | 3,395,616         | 24,722,061    | 0              | 28,117,677      | 267,665              | 347,875          | 27,502,137    |
| COMANCHE COUNTY - NET VALUE        |          | 112,728,925       | 625,205,369   | 44,984,849     | 782,919,143     | 12,660,302           | 50,366,807       | 719,892,034   |
| COUNTY TOTALS (INC TIF)            |          | 116,124,541       | 649,927,430   | 44,984,849     | 811,036,820     | 12,927,967           | 50,714,682       | 747,394,171   |
| <b>Other</b>                       |          |                   |               |                |                 |                      |                  |               |

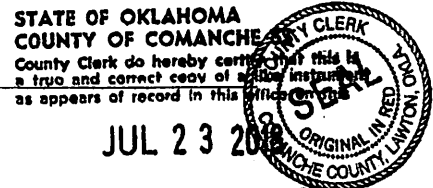
**2018 Comanche ASSESSOR'S OFFICE REPORT TO THE EXCISE BOARD**


|                          |        |             |             |            |             |            |            |             |
|--------------------------|--------|-------------|-------------|------------|-------------|------------|------------|-------------|
| LAWTON TIF               | TF01   | 4,227,846   | 21,154,613  | 0          | 25,382,459  | 266,665    | 386,226    | 24,729,568  |
| 3 - LAWTON TIF #2        |        | 1,784       | 4,071,048   | 0          | 4,072,832   | 0          | 0          | 4,072,832   |
| TOTAL TIF EXCESS VALUE   |        | 1,784       | 4,071,048   | 0          | 4,072,832   | 0          | 0          | 4,072,832   |
| LAWTON TIF - NET VALUE   |        | 4,226,062   | 17,083,565  | 0          | 21,309,627  | 266,665    | 386,226    | 20,656,736  |
| I-8-1 TIF DIST. 2006 TH  | TF01LA | 0           | 0           | 0          | 0           | 0          | 0          | 0           |
| ELGIN TIF                | TF02   | 80,866      | 73,106      | 0          | 153,972     | 0          | 0          | 153,972     |
| LAWTON TIF               | TF03   | 1,290,493   | 4,007,263   | 0          | 5,297,756   | 0          | 0          | 5,297,756   |
| 1 - Lawton TIF           |        | 3,393,832   | 20,651,013  | 0          | 24,044,845  | 267,665    | 347,875    | 23,429,305  |
| TOTAL TIF EXCESS VALUE   |        | 3,393,832   | 20,651,013  | 0          | 24,044,845  | 267,665    | 347,875    | 23,429,305  |
| LAWTON TIF - NET VALUE   |        | -2,103,339  | -16,643,750 | 0          | -18,747,089 | -267,665   | -347,875   | -18,131,549 |
| OTHER TOTALS (INC TIF)   |        | 5,599,205   | 25,234,982  | 0          | 30,834,187  | 266,665    | 386,226    | 30,181,296  |
| <b>School</b>            |        |             |             |            |             |            |            |             |
| WALTERS J-I-1            | S001   | 2,110       | 130,568     | 9,849      | 142,527     | 4,000      | 0          | 138,527     |
| MOUNTAIN VIEW-GOTEBO JI- | S003   | 1,813       | 83,545      | 20,902     | 106,260     | 2,000      | 0          | 104,260     |
| SNYDER JI-4              | S004   | 414         | 122,348     | 2,610      | 125,372     | 5,000      | 0          | 120,372     |
| EMPIRE JI-21             | S021   | 874         | 174,827     | 79,153     | 254,854     | 5,000      | 35,506     | 214,348     |
| CENTRAL HIGH JI-34       | S034   | 170,402     | 4,528,565   | 363,924    | 5,062,891   | 185,000    | 541,047    | 4,336,844   |
| BOONE JI-56              | S056   | 6,222,778   | 951,391     | 181,716    | 7,355,885   | 41,469     | 59,653     | 7,254,763   |
| CYRIL J-I-64             | S064   | 2,113       | 0           | 11,225     | 13,338      | 0          | 0          | 13,338      |
| CHATTANOOGA I-132        | S132   | 339,343     | 2,250,641   | 264,636    | 2,854,620   | 101,815    | 17,961     | 2,734,844   |
| CEMENT JI-160            | S160   | 869         | 57,066      | 3,653      | 61,588      | 1,000      | 0          | 60,588      |
| FLOWER MOUND D-48        | SD48   | 2,682,892   | 9,716,081   | 621,110    | 13,020,083  | 134,000    | 400,283    | 12,485,800  |
| BISHOP D-49              | SD49   | 1,454,401   | 13,454,992  | 1,487,491  | 16,396,884  | 187,062    | 989,361    | 15,220,461  |
| FAXON/CHATTANOOGA F-I-13 | SF32   | 132,309     | 2,441,307   | 179        | 2,573,795   | 91,284     | 96,205     | 2,386,306   |
| CACHE I-1                | SI01   | 46,127,254  | 59,779,784  | 2,070,126  | 107,977,164 | 1,193,183  | 6,919,968  | 99,864,013  |
| INDIAHOMA I-2            | SI02   | 268,868     | 5,382,633   | 531,394    | 6,182,895   | 268,529    | 283,801    | 5,630,565   |
| STERLING I-3             | SI03   | 1,022,592   | 8,765,757   | 954,394    | 10,742,743  | 402,414    | 421,340    | 9,918,989   |
| GERONIMO I-4             | SI04   | 324,196     | 8,087,908   | 711,671    | 9,123,775   | 324,901    | 609,218    | 8,189,656   |
| LAWTON I-8               | SI08   | 32,636,100  | 428,203,760 | 31,932,599 | 492,772,459 | 8,089,544  | 33,187,296 | 451,495,619 |
| 3 - LAWTON TIF #2        |        | 1,784       | 4,071,048   | 0          | 4,072,832   | 0          | 0          | 4,072,832   |
| 1 - Lawton TIF           |        | 3,393,832   | 20,651,013  | 0          | 24,044,845  | 267,665    | 347,875    | 23,429,305  |
| TOTAL TIF EXCESS VALUE   |        | 3,395,616   | 24,722,061  | 0          | 28,117,677  | 267,665    | 347,875    | 27,502,137  |
| LAWTON I-8 - NET VALUE   |        | 29,240,484  | 403,481,699 | 31,932,599 | 464,654,782 | 7,821,879  | 32,839,421 | 423,993,482 |
| FLETCHER I-9             | SI09   | 1,675,368   | 13,071,390  | 1,094,441  | 15,841,199  | 479,722    | 652,895    | 14,708,582  |
| ELGIN I-16               | SI16   | 14,016,106  | 65,124,175  | 2,565,670  | 81,705,951  | 1,287,743  | 5,774,505  | 74,643,703  |
| TAX EXEMPT               | SI20   | 0           | 0           | 0          | 0           | 0          | 0          | 0           |
| CACHE L-I-1              | SLI1   | 8,253,651   | 12,753,420  | 428,850    | 21,435,921  | 22,000     | 400,503    | 21,013,418  |
| GERONIMO L-I-4           | SLI4   | 195,756     | 7,612,350   | 230,013    | 8,038,119   | 1,000      | 17,272     | 8,019,847   |
| MEDICINE PARK-LAWTON M-  | SM08   | 76,134      | 5,058,955   | 1,419,243  | 6,554,332   | 82,301     | 177,303    | 6,294,728   |
| MEDICINE PARK-ELGIN M-I- | SM16   | 518,198     | 2,175,967   | 0          | 2,694,165   | 19,000     | 130,565    | 2,544,600   |
| ELGIN STONEY POINT I-16  | SS16   | 0           | 0           | 0          | 0           | 0          | 0          | 0           |
| SCHOOL TOTALS (INC TIF)  |        | 116,124,541 | 649,927,430 | 44,984,849 | 811,036,820 | 12,927,967 | 50,714,682 | 747,394,171 |

In accordance with Title 68 O.S. Section 2867 para. D, this Abstract of Valuation is prepared and filed with the County Excise Board showing the assessed valuation of the county by the various school districts and municipal subdivisions.

Submitted July 19, 2018

  
County Assessor



CARRIE TUBBS, County Clerk  
By  Deputy

S. A. & I. No. 2633 (2008)  
 Current fiscal year  
 Date Certified  
 Taxable Year



2018-2019  
 10/19/17  
 2018

COMANCHE COUNTY TAX LEVIES  
 2018-2019

SCHOOLS IN COMANCHE COUNTY AND ALSO  
 THE COUNTIES THAT ARE PROVIDED SERVICES

| UNIT OF TAXATION                           | SCHOOL DIST | COUNTY       |              |             |               | CITIES & TOWNS | EMS          | SCHOOL DISTRICTS |               |              | VO-TECH 9    |               | VO-TECH 2    |               | VO-TECH 19   |               | TOTAL  |
|--|-------------|--------------|--------------|-------------|---------------|----------------|--------------|------------------|---------------|--------------|--------------|---------------|--------------|---------------|--------------|---------------|--------|
|  |             | General Fund | Sinking Fund | Health Fund | Common Fund * | Sinking Fund   | General Fund | General Fund     | Building Fund | Sinking Fund | General Fund | Building Fund | General Fund | Building Fund | General Fund | Building Fund |        |
| City of Lawton                             |             |              |              |             |               | 13.35          |              |                  |               |              |              |               |              |               |              |               | 13.35  |
| Cache School -Comanche County              | I-001       | 10.23        |              | 2.56        | 4.09          | 13.35          |              | 35.67            | 5.10          | 30.28        | 10.23        | 5.02          |              |               |              |               | 116.53 |
| Indiahoma School -Comanche County          | I-2         | 10.23        |              | 2.56        | 4.09          |                |              | 37.44            | 5.35          | 8.01         | 10.23        | 5.02          |              |               |              |               | 80.93  |
| Indiahoma School -Kiowa County             | I-2         |              |              |             |               |                |              | 35.16            | 5.02          | 6.01         | 10.48        | 5.05          |              |               |              |               | 61.72  |
| Indiahoma School -Tillman County           | I-2         |              |              |             |               |                |              | 35.94            | 5.13          | 6.01         | 10.46        | 5.05          |              |               |              |               | 62.59  |
| Sterling School -Comanche County           | I-3         | 10.23        |              | 2.56        | 4.09          |                |              | 37.85            | 5.41          | 8.33         | 10.23        | 5.02          |              |               |              |               | 83.72  |
| Sterling School -Grady County              | I-3         |              |              |             |               |                |              | 37.48            | 5.35          | 8.33         | 10.55        | 5.06          |              |               |              |               | 66.77  |
| Sterling School -Stephens County           | I-3         |              |              |             |               |                |              | 36.32            | 5.19          | 8.33         | 10.38        | 5.04          |              |               |              |               | 65.26  |
| Geronimo School -Comanche County           | I-004       | 10.23        |              | 2.56        | 4.09          | 13.35          |              | 36.80            | 5.26          | 27.79        | 10.23        | 5.02          |              |               |              |               | 115.33 |
| Geronimo School -Cotton County             | I-004       |              |              |             |               |                |              | 35.75            | 5.11          | 27.79        | 10.40        | 5.04          |              |               |              |               | 84.09  |
| Lawton School -Comanche County             | I-008       | 10.23        |              | 2.56        | 4.09          | 13.35          |              | 35.67            | 5.10          | 13.32        | 10.23        | 5.02          |              |               |              |               | 99.57  |
| Lawton School /Medicine Park -Comanche Co  | I-008       | 10.23        |              | 2.56        | 4.09          |                |              | 35.67            | 5.10          | 13.32        | 10.23        | 5.02          |              |               |              |               | 86.22  |
| Fletcher School-Comanche County            | I-009       | 10.23        |              | 2.56        | 4.09          |                |              | 36.35            | 5.19          | 11.38        | 10.23        | 5.02          |              |               |              |               | 85.05  |
| Fletcher School-Caddo County               | I-009       |              |              |             |               |                |              | 35.50            | 5.07          | 11.38        | 10.14        | 5.01          |              |               |              |               | 67.10  |
| Fletcher School-Grady County               | I-009       |              |              |             |               |                |              | 35.10            | 5.01          | 11.38        | 10.55        | 5.06          |              |               |              |               | 67.10  |
| Elgin School -Comanche County              | I-16        | 10.23        |              | 2.56        | 4.09          |                |              | 36.74            | 5.25          | 34.88        | 10.23        | 5.02          |              |               |              |               | 108.80 |
| Elgin School /Medicine Park -Comanche Cour | I-16        | 10.23        |              | 2.56        | 4.09          |                |              | 36.74            | 5.25          | 34.88        | 10.23        | 5.02          |              |               |              |               | 108.80 |
| Flower Mound School -Comanche County       | C-048       | 10.23        |              | 2.56        | 4.09          | 13.35          |              | 35.55            | 5.08          | 0.00         | 10.23        | 5.02          |              |               |              |               | 86.11  |
| Bishop School -Comanche County             | C-49        | 10.23        |              | 2.56        | 4.09          | 13.35          |              | 35.44            | 5.06          | 12.42        | 10.23        | 5.02          |              |               |              |               | 98.40  |
| Chattanooga School -Comanche County        | I-132       | 10.23        |              | 2.56        | 4.09          |                |              | 37.17            | 5.31          | 21.03        | 10.23        | 5.02          |              |               |              |               | 95.64  |
| Chattanooga School -Cotton County          | I-132       |              |              |             |               |                |              | 35.42            | 5.06          | 21.03        | 10.40        | 5.04          |              |               |              |               | 76.95  |
| Chattanooga School -Tillman County         | I-132       |              |              |             |               |                |              | 37.19            | 5.31          | 21.03        | 10.46        | 5.05          |              |               |              |               | 79.04  |

|                   |                  |                |
|-------------------|------------------|----------------|
| Great Plains Tech | Caddo-Kiowa Tech | Red River Tech |
|-------------------|------------------|----------------|

SCHOOLS OUTSIDE COMANCHE COUNTY  
THAT SERVICE PORTIONS OF COMANCHE COUNTY

| UNIT OF TAXATION                      | SCHOOL DIST | COUNTY       |              |             |               | CITIES & TOWNS | EMS          | SCHOOL DISTRICTS |               |              | VO-TECH 9    |               | VO-TECH 2    |               | VO-TECH 19   |               | TOTAL  |
|---------------------------------------|-------------|--------------|--------------|-------------|---------------|----------------|--------------|------------------|---------------|--------------|--------------|---------------|--------------|---------------|--------------|---------------|--------|
|                                       |             | General Fund | Sinking Fund | Health Fund | Common Fund * | Sinking Fund   | General Fund | General Fund     | Building Fund | Sinking Fund | General Fund | Building Fund | General Fund | Building Fund | General Fund | Building Fund |        |
| JT Cotton-Walters School              | J-I-1       | 10.23        |              | 2.56        | 4.09          |                |              | 37.71            | 5.39          | 8.84         |              |               |              |               | 10.58        | 2.12          | 81.52  |
| JT Caddo -Boone School                | J-1056      | 10.23        |              | 2.56        | 4.09          |                |              | 38.22            | 5.46          | 42.73        |              |               | 10.81        | 1.08          |              |               | 115.18 |
| JT Kiowa-Snyder School (SD-I-4)       | J-I-4       | 10.23        |              | 2.56        | 4.09          |                |              | 37.97            | 5.42          | 0.00         | 10.23        | 5.02          |              |               |              |               | 75.52  |
| JT Kiowa -Mountain View-Gotebo School | J-1003      | 10.23        |              | 2.56        | 4.09          |                | 3.15         | 36.72            | 5.25          | 23.82        |              |               | 10.81        | 1.08          |              |               | 97.81  |
| JT Stephens-Empire School             | J-I-021     | 10.23        |              | 2.56        | 4.09          |                |              | 39.24            | 5.61          | 27.74        |              |               |              |               | 10.58        | 2.12          | 102.17 |
| JT Stephens-Central School            | J-1034      | 10.23        |              | 2.56        | 4.09          |                |              | 36.92            | 5.27          | 34.97        |              |               |              |               | 10.58        | 2.12          | 106.74 |
| JT Caddo-Cement School                | J-I-160     | 10.23        |              | 2.56        | 4.09          |                |              | 35.00            | 5.00          | 35.63        |              |               | 10.81        | 1.08          |              |               | 104.40 |
| JT Caddo-Cyril School                 | J-I-064     | 10.23        |              | 2.56        | 4.09          |                |              | 35.00            | 5.00          | 14.42        |              |               | 10.81        | 1.08          |              |               | 83.19  |


\*Common fund is County Wide School Levy

State of Oklahoma )  
                          ) ss  
County of Comanche )

I, Carrie Tubbs, County Clerk for Comanche County, Oklahoma, do hereby certify that the above levies are true and correct for the taxable year 2018

Witness my hand and seal

*Carrie Tubbs*  
Carrie Tubbs, Comanche County Clerk



Date: October 19, 2018